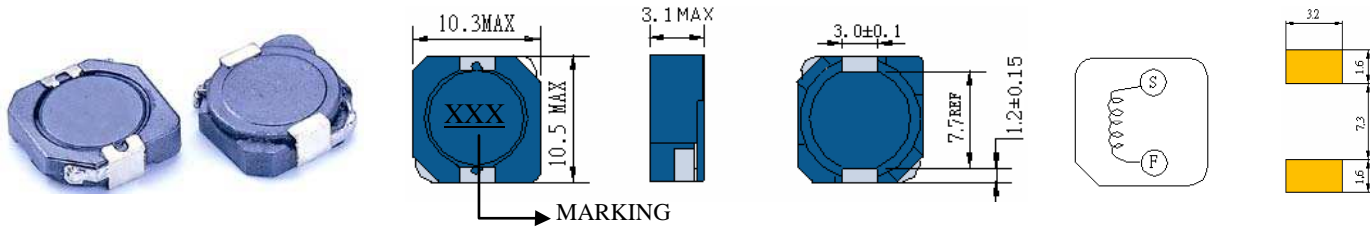


SCRH103R

SMD POWER INDUCTORS



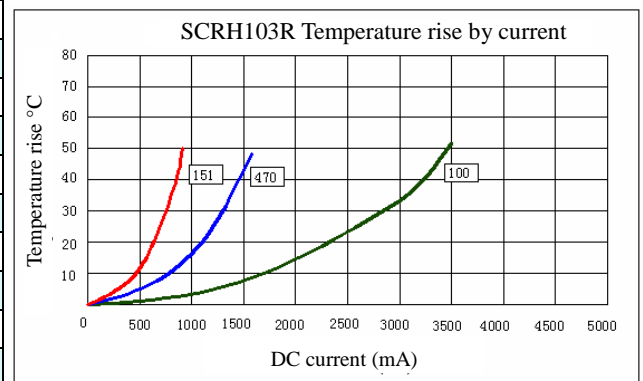
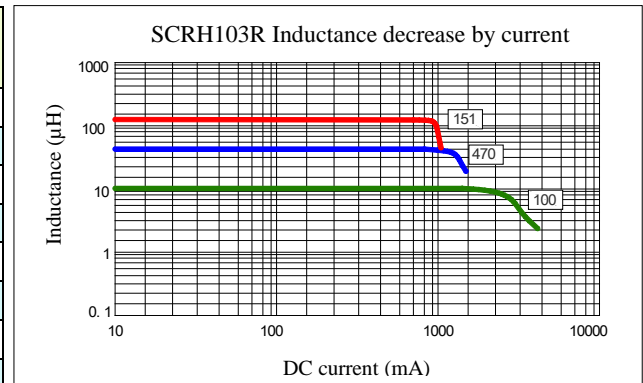
• Features

1. Magnetically shielded construction
2. Excellent Power Density
3. Engineered to Provide High Efficiency

ELECTRICAL CHARACTERISTICS



Part NumSer	Inductance (uH) (1)	Test Frequency	DC Resistance (Ω MAX) (2)	Saturation Current ⁽³⁾ (A)	Temperature Current ⁽⁴⁾ (A)
SCRH103R-100	10	100KHZ	58m	2.70	2.75
SCRH103R-120	12	100KHZ	72m	2.25	2.48
SCRH103R-150	15	100KHZ	86m	2.22	2.24
SCRH103R-180	18	100KHZ	116m	1.90	2.00
SCRH103R-220	22	100KHZ	145m	1.78	1.80
SCRH103R-270	27	100KHZ	175m	1.63	1.62
SCRH103R-330	33	100KHZ	213m	1.45	1.46
SCRH103R-390	39	100KHZ	268m	1.32	1.32
SCRH103R-470	47	100KHZ	298m	1.18	1.30
SCRH103R-560	56	100KHZ	335m	1.10	1.08
SCRH103R-680	68	100KHZ	451m	1.04	1.00
SCRH103R-820	82	100KHZ	513m	0.94	0.98
SCRH103R-101	100	100KHZ	700m	0.84	0.92
SCRH103R-121	120	100KHZ	765m	0.76	0.88
SCRH103R-151	150	100KHZ	876m	0.70	0.73



- (1). Inductance tolerance $\pm 30\%$ tested at 0.25V, 0ADC and 25°C
- (2). DCR measured at 25°C.
- (3). The DC current at which the inductance decreases by 35% from its initial value.
- (4). The DC current that results in a 40°C temperature rise from 25°C ambient.

[Click here for QUANTITY PER REEL & PACKING INFORMATION](#)

Custom versions available upon request.