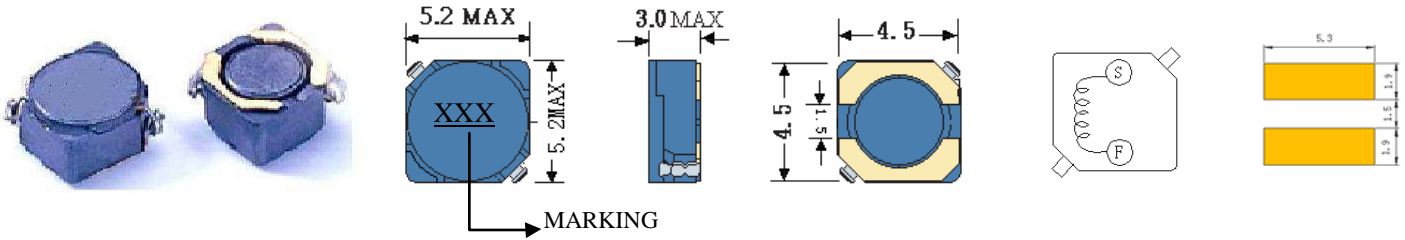


SCRH4D28

SMD POWER INDUCTORS

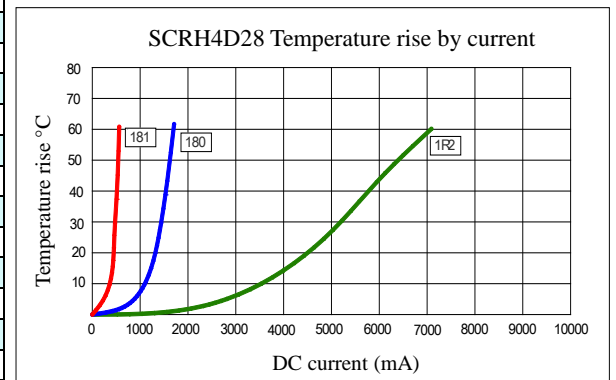
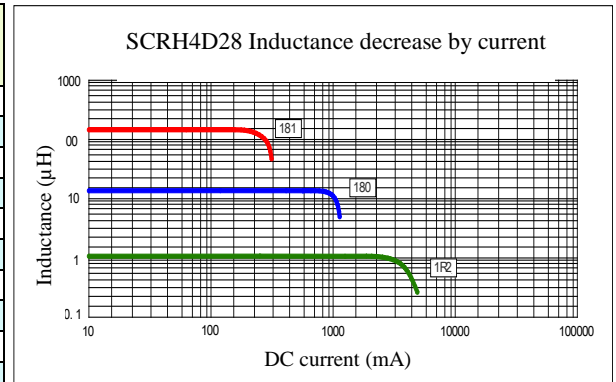


• Features

1. Magnetically shielded construction
2. Excellent Power Density
3. Engineered to Provide High Efficiency

CHARACTERISTICS

Part Number	Inductance (uH) (1)	Test Frequency	DC Resistance (Ω MAX) (2)	Saturation Current (A) (3)	Temperature Current (A) (4)
SCRH4D28-1R2	1.2	100KHZ	23.6m	2.56	5.00
SCRH4D28-1R8	1.8	100KHZ	27.5m	2.20	4.00
SCRH4D28-2R2	2.2	100KHZ	31.3m	2.04	3.60
SCRH4D28-2R7	2.7	100KHZ	43.3m	1.60	3.24
SCRH4D28-3R3	3.3	100KHZ	49.2m	1.57	2.91
SCRH4D28-3R9	3.9	100KHZ	64.8m	1.44	2.61
SCRH4D28-4R7	4.7	100KHZ	72.0m	1.32	2.32
SCRH4D28-5R6	5.6	100KHZ	100m	1.17	2.08
SCRH4D28-6R8	6.8	100KHZ	108m	1.12	1.87
SCRH4D28-8R2	8.2	100KHZ	117m	1.04	1.77
SCRH4D28-100	10	100KHZ	128m	1.00	1.51
SCRH4D28-120	12	100KHZ	131m	0.84	1.50
SCRH4D28-150	15	100KHZ	149m	0.76	1.48
SCRH4D28-180	18	100KHZ	166m	0.72	1.42
SCRH4D28-220	22	100KHZ	235m	0.70	1.17
SCRH4D28-270	27	100KHZ	261m	0.58	1.05
SCRH4D28-330	33	100KHZ	378m	0.56	0.95
SCRH4D28-390	39	100KHZ	383m	0.50	0.81
SCRH4D28-470	47	100KHZ	587m	0.48	0.73
SCRH4D28-560	56	100KHZ	624m	0.41	0.66
SCRH4D28-680	68	100KHZ	699m	0.35	0.60
SCRH4D28-820	82	100KHZ	914m	0.32	0.57
SCRH4D28-101	100	100KHZ	1.02	0.29	0.51
SCRH4D28-121	120	100KHZ	1.27	0.27	0.48
SCRH4D28-151	150	100KHZ	1.35	0.24	0.46
SCRH4D28-181	180	100KHZ	1.54	0.22	0.44



- (1). Inductance tolerance $\pm 30\%$ tested at 0.25V, 0ADC and 25°C
- (2). DCR measured at 25°C.
- (3). The DC current at which the inductance decreases by 35% from its initial value.
- (4). The DC current that results in a 40°C temperature rise from 25°C ambient.

[Click here for QUANTITY PER REEL & PACKING INFORMATION](#)

Custom versions available upon request.