SCRH62

SMD POWER INDUCTORS

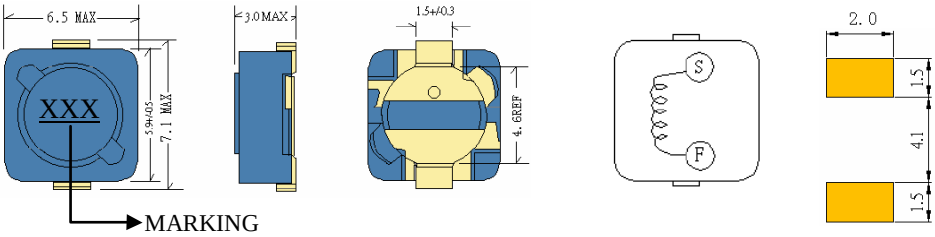

● Features
1. Magnetically shielded construction
2 Excellent Power Density
3 Engineered to Provide High Efficiency

CHARACTERISTICS

Part Number	Inductance (uH) (1)	Test Frequency	DC Resistance (Ω MAX) (2)	Saturation Current (3) (A)	Temperature Current (4) (A)
SCRH62-2R9	2.9	100KHZ	68m	1.94	2.50
SCRH62-4R0	4.0	100KHZ	80m	1.63	2.00
SCRH62-5R5	5.5	100KHZ	96m	1.40	1.80
SCRH62-6R3	6.3	100KHZ	0.10	1.30	1.62
SCRH62-7R1	7.1	100KHZ	0.11	1.22	1.53
SCRH62-8R0	8.0	100KHZ	0.12	1.15	1.46
SCRH62-100	10	100KHZ	0.15	1.10	1.38
SCRH62-120	12	100KHZ	0.20	1.00	1.24
SCRH62-150	15	100KHZ	0.23	0.90	1.17
SCRH62-180	18	100KHZ	0.27	0.80	1.05
SCRH62-220	22	100KHZ	0.34	0.74	0.99
SCRH62-270	27	100KHZ	0.38	0.66	0.89
SCRH62-330	33	100KHZ	0.45	0.59	0.84
SCRH62-390	39	100KHZ	0.49	0.54	0.79
SCRH62-470	47	100KHZ	0.69	0.50	0.75

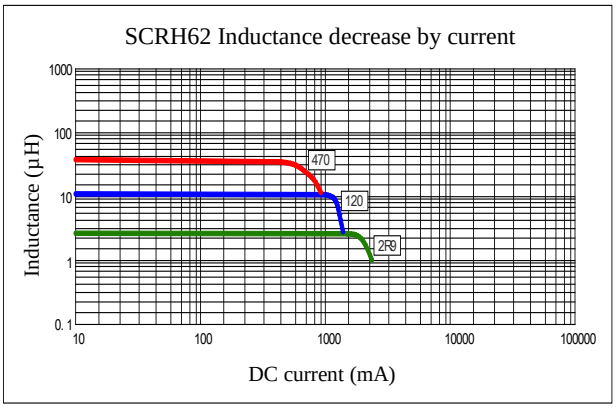

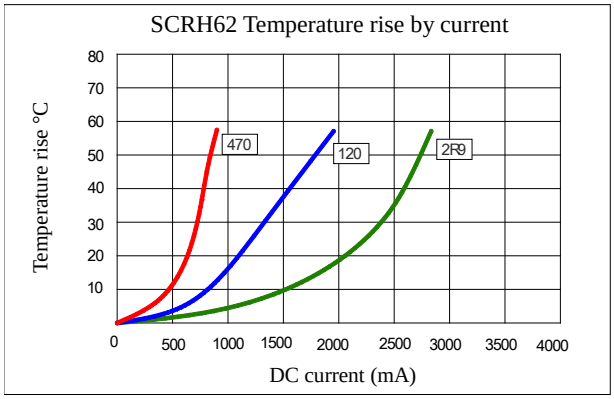

(1). Inductance tolerance for 2.9uH~8.0uH: +40%, -20%, for 10uH~47uH: ±20%. Tested at 0.25V, 0ADC and 25℃
(2). DCR measured at 25℃.
(3). The DC current at which the inductance decreases by 25% from its initial value.
(4). The DC current that results in a 40℃ temperature rise from 25℃ambient.

Click here for QUANTITY PER REEL & PACKING INFORMATION

Custom versions available upon request.

©2011 Signal Transformer –Specification subject to change without notice. 07.11

Signal Transformer
www.signaltransformer.com
500 Bayview Avenue, Inwood, NY 11096
Toll Free 866-239-5777 • Tel 516-239-5777 • Fax 516-239-7208
Sales@signaltransformer.com • techhelp@signaltransformer.com