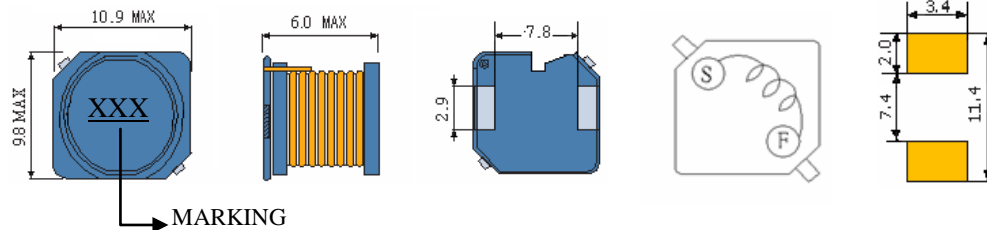


SC105B

SMD POWER INDUCTORS



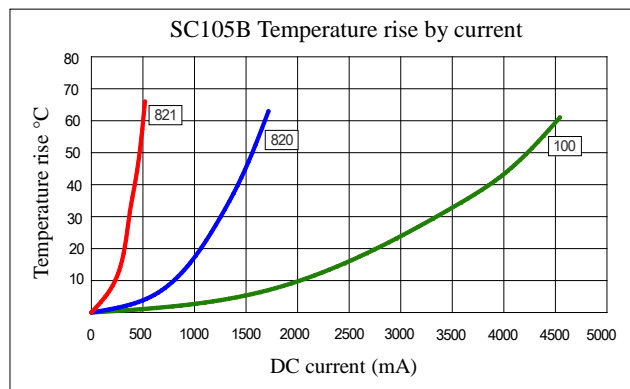
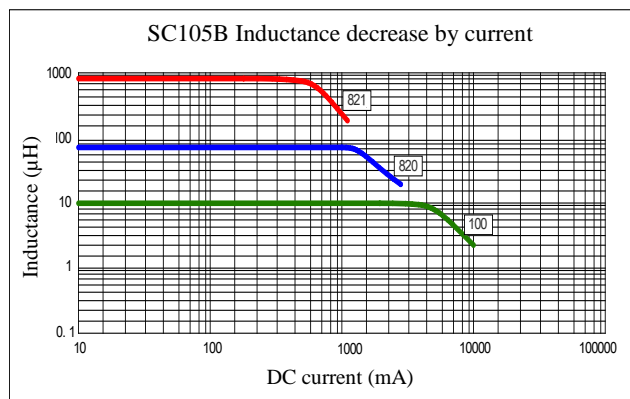
• Features

1. Open frame construction
2. Excellent Power Density
3. Engineered to Provide High Efficiency

ELECTRICAL CHARACTERISTICS



Part Number	Inductance (uH) (1)	Test Frequency	DC Resistance (Ω MAX) (2)	Saturation Current ⁽³⁾ (A)	Temperature Current ⁽⁴⁾ (A)
SC105B-100	10	2.52MHZ	60m	2.60	3.50
SC105B-120	12	2.52MHZ	70m	2.45	3.20
SC105B-150	15	2.52MHZ	80m	2.27	2.90
SC105B-180	18	2.52MHZ	90m	2.15	2.60
SC105B-220	22	2.52MHZ	100m	1.95	2.40
SC105B-270	27	2.52MHZ	136m	1.76	2.10
SC105B-330	33	2.52MHZ	160m	1.50	1.90
SC105B-390	39	2.52MHZ	175m	1.37	1.80
SC105B-470	47	2.52MHZ	210m	1.28	1.60
SC105B-560	56	2.52MHZ	250m	1.17	1.45
SC105B-680	68	2.52MHZ	285m	1.11	1.35
SC105B-820	82	2.52MHZ	333m	1.00	1.30
SC105B-101	100	1KHZ	370m	0.97	1.20
SC105B-121	120	1KHZ	430m	0.89	1.08
SC105B-151	150	1KHZ	550m	0.78	0.96
SC105B-181	180	1KHZ	630m	0.72	0.86
SC105B-221	220	1KHZ	730m	0.66	0.82
SC105B-271	270	1KHZ	970m	0.57	0.72
SC105B-331	330	1KHZ	1.26	0.52	0.66
SC105B-391	390	1KHZ	1.30	0.48	0.58
SC105B-471	470	1KHZ	1.70	0.42	0.52
SC105B-561	560	1KHZ	1.90	0.33	0.47
SC105B-681	680	1KHZ	2.60	0.28	0.43
SC105B-821	820	1KHZ	3.10	0.24	0.39



- (1). Inductance tolerance $\pm 20\%$ tested at 0.25V, 0ADC and 25°C.
- (2). DCR measured at 25°C.
- (3). The DC current at which the inductance decreases by 10% from its initial value.
- (4). The DC current that results in a 40°C temperature rise from 25°C ambient.

[Click here for QUANTITY PER REEL & PACKING INFORMATION](#)

Custom versions available upon request.