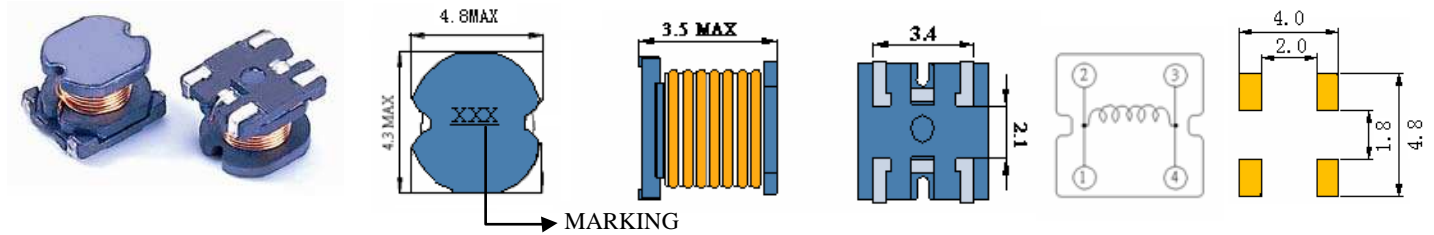


SC43B

SMD POWER INDUCTORS



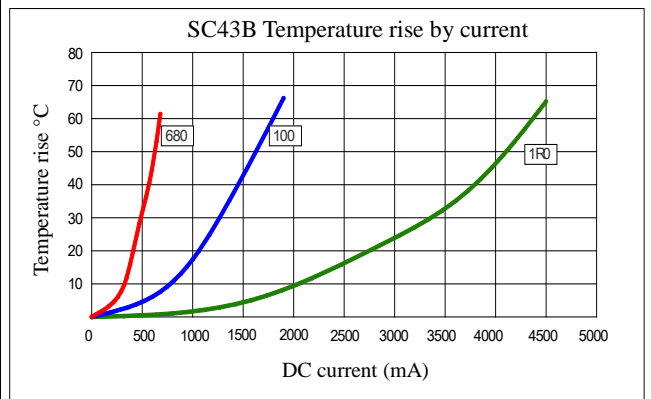
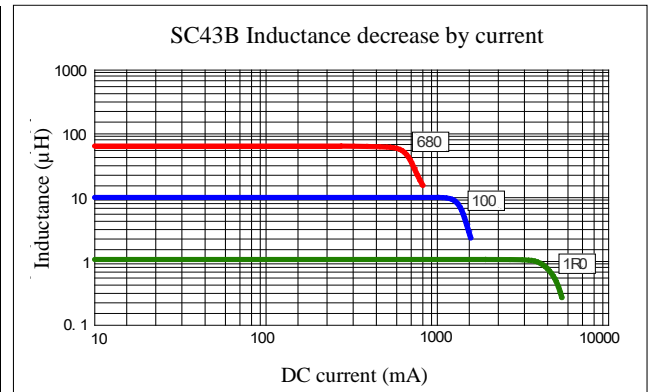
• Features

1. Open frame construction
2. Excellent Power Density
3. Engineered to Provide High Efficiency



ELECTRICAL CHARACTERISTICS

Part Number	Inductance (uH) (1)	Test Frequency	DC Resistance (Ω MAX) (2)	Saturation Current (3) (A)	Temperature Current (4) (A)
SC43B-1R0	1.0	7.96MHZ	48m	2.56	3.10
SC43B-1R4	1.4	7.96MHZ	56m	2.20	3.00
SC43B-1R8	1.8	7.96MHZ	63m	2.00	2.80
SC43B-2R2	2.2	7.96MHZ	71m	1.75	2.70
SC43B-2R7	2.7	7.96MHZ	78m	1.58	2.60
SC43B-3R3	3.3	7.96MHZ	86m	1.44	2.30
SC43B-3R9	3.9	7.96MHZ	93m	1.33	2.00
SC43B-4R7	4.7	7.96MHZ	108m	1.22	1.80
SC43B-5R6	5.6	7.96MHZ	125m	1.15	1.60
SC43B-6R8	6.8	7.96MHZ	131m	1.00	1.55
SC43B-8R2	8.2	7.96MHZ	146m	0.92	1.45
SC43B-100	10	2.52MHZ	182m	0.84	1.30
SC43B-120	12	2.52MHZ	210m	0.77	1.23
SC43B-150	15	2.52MHZ	235m	0.69	1.13
SC43B-180	18	2.52MHZ	338m	0.65	1.00
SC43B-220	22	2.52MHZ	378m	0.58	0.92
SC43B-270	27	2.52MHZ	522m	0.52	0.83
SC43B-330	33	2.52MHZ	540m	0.48	0.74
SC43B-390	39	2.52MHZ	587m	0.42	0.66
SC43B-470	47	2.52MHZ	844m	0.39	0.57
SC43B-560	56	2.52MHZ	937m	0.35	0.50
SC43B-680	68	2.52MHZ	1.117	0.33	0.45



(1). Inductance tolerance for 1.0uH: $\pm 30\%$, for 1.4uH~68uH: $\pm 20\%$. Tested at 0.25V, 0ADC and 25°C

(2). DCR measured at 25°C.

(3). The DC current at which the inductance decreases by 10% from its initial value.

(4). The DC current that results in a 40°C temperature rise from 25°C ambient.

[Click here for QUANTITY PER REEL & PACKING INFORMATION](#)

Custom versions available upon request.