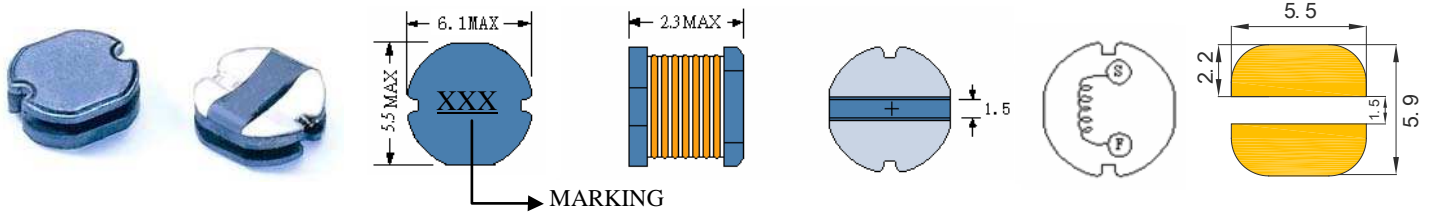


## SMD POWER INDUCTORS



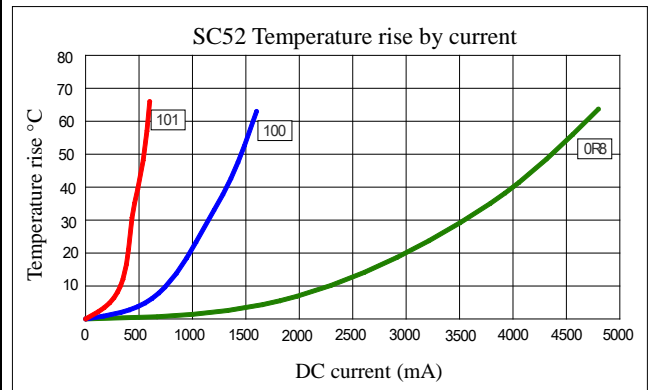
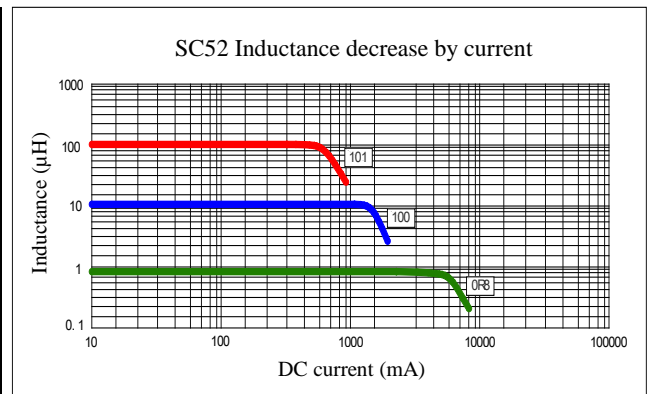
- Features

1. Open frame construction.

## CHARACTERISTICS



Part Number	Inductance (uH) (1)	Test Frequency	DC Resistance (Ω MAX) (2)	Saturation Current <sup>(3)</sup> (A)	Temperature Current <sup>(4)</sup> (A)
SC52-R80	0.8	7.96MHZ	29m	3.00	3.50
SC52-1R2	1.2	7.96MHZ	36m	2.80	3.30
SC52-1R8	1.8	7.96MHZ	54m	2.40	2.50
SC52-2R2	2.2	7.96MHZ	56m	2.20	2.30
SC52-3R3	3.3	7.96MHZ	74m	2.00	2.00
SC52-3R9	3.9	7.96MHZ	84m	1.80	1.80
SC52-4R7	4.7	7.96MHZ	108m	1.66	1.65
SC52-5R6	5.6	7.96MHZ	118m	1.53	1.50
SC52-6R8	6.8	7.96MHZ	128m	1.39	1.40
SC52-8R2	8.2	7.96MHZ	156m	1.20	1.32
SC52-100	10	2.52MHZ	200m	1.15	1.15
SC52-120	12	2.52MHZ	210m	1.02	1.05
SC52-150	15	2.52MHZ	270m	0.88	0.96
SC52-180	18	2.52MHZ	325m	0.80	0.88
SC52-220	22	2.52MHZ	400m	0.74	0.84
SC52-270	27	2.52MHZ	470m	0.66	0.78
SC52-330	33	2.52MHZ	580m	0.62	0.70
SC52-390	39	2.52MHZ	660m	0.56	0.64
SC52-470	47	2.52MHZ	767m	0.53	0.58
SC52-560	56	2.52MHZ	1.020	0.49	0.54
SC52-680	68	2.52MHZ	1.165	0.44	0.50
SC52-820	82	2.52MHZ	1.370	0.40	0.47
SC52-101	100	1KHZ	1.440	0.37	0.44



(1). Inductance tolerance for 0.8uH: ±30%, for 1.2uH~100uH: ±20%. Tested at 0.25V, 0ADC and 25°C

(2). DCR measured at 25°C.

(3). The DC current at which the inductance decreases by 10% from its initial value.

(4). The DC current that results in a 40°C temperature rise from 25°C ambient.

[Click here for QUANTITY PER REEL & PACKING INFORMATION](#)

Custom versions available upon request.