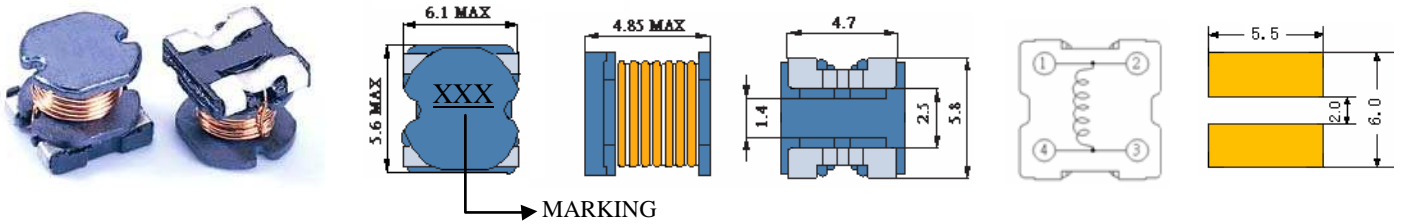


# SC54B

## SMD POWER INDUCTORS



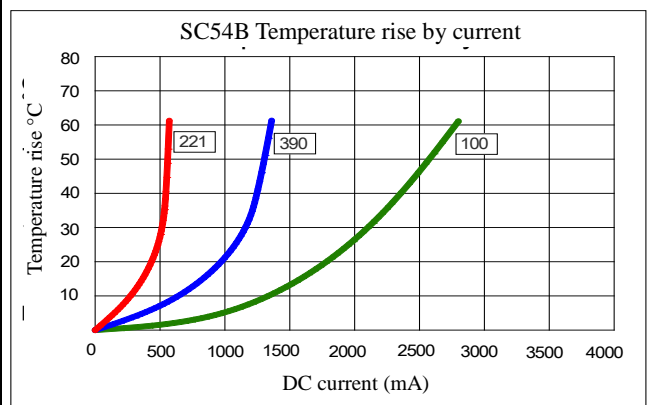
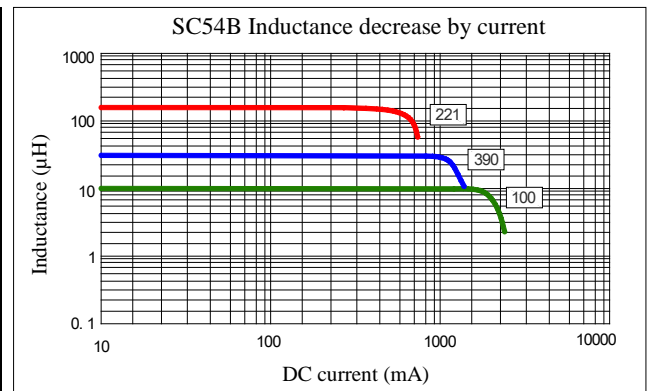
### • Features

1. Open frame construction
2. Excellent Power Density
3. Engineered to Provide High Efficiency

## ELECTRICAL CHARACTERISTICS



Part Number	Inductance (uH) (1)	Test Frequency	DC Resistance (Ω MAX) (2)	Saturation Current <sup>(3)</sup> (A)	Temperature Current <sup>(4)</sup> (A)
SC54B-100	10	2.52MHZ	0.10	1.44	2.00
SC54B-120	12	2.52MHZ	0.12	1.40	1.90
SC54B-150	15	2.52MHZ	0.14	1.30	1.80
SC54B-180	18	2.52MHZ	0.15	1.23	1.70
SC54B-220	22	2.52MHZ	0.18	1.11	1.60
SC54B-270	27	2.52MHZ	0.20	0.97	1.53
SC54B-330	33	2.52MHZ	0.23	0.88	1.40
SC54B-390	39	2.52MHZ	0.32	0.80	1.20
SC54B-470	47	2.52MHZ	0.37	0.72	1.00
SC54B-560	56	2.52MHZ	0.42	0.68	0.82
SC54B-680	68	2.52MHZ	0.46	0.61	0.78
SC54B-820	82	2.52MHZ	0.60	0.58	0.70
SC54B-101	100	1KHZ	0.70	0.52	0.65
SC54B-121	120	1KHZ	0.93	0.48	0.64
SC54B-151	150	1KHZ	1.10	0.40	0.60
SC54B-181	180	1KHZ	1.38	0.38	0.54
SC54B-221	220	1KHZ	1.57	0.35	0.49



- (1). Inductance tolerance  $\pm 20\%$  tested at 0.25V, 0ADC and 25°C.
- (2). DCR measured at 25°C.
- (3). The DC current at which the inductance decreases by 10% from its initial value.
- (4). The DC current that results in a 40°C temperature rise from 25°C ambient.

[Click here for QUANTITY PER REEL & PACKING INFORMATION](#)

**Custom versions available upon request.**