


# PNP SILICON PLANAR MEDIUM POWER HIGH GAIN TRANSISTOR

ISSUE 1 - JANUARY 1997

**ZTX1147A**

## FEATURES

- \*  $V_{CE0} = -12V$
- \* 4 Amp Continuous Current
- \* 20 Amp pulse Current
- \* Low Saturation Voltage
- \* High Gain



**E-Line  
T092 Compatible**

## ABSOLUTE MAXIMUM RATINGS.

PARAMETER	SYMBOL	VALUE	UNIT
Collector-Base Voltage	$V_{CBO}$	-15	V
Collector-Emitter Voltage	$V_{CEO}$	-12	V
Emitter-Base Voltage	$V_{EBO}$	-5	V
Peak Pulse Current	$I_{CM}$	-20	A
Continuous Collector Current	$I_C$	-4	A
Base Current	$I_B$	-500	mA
Power Dissipation at $T_{amb}=25^{\circ}C$	$P_{tot}$	1	W
Operating and Storage Temperature Range	$T_j:T_{stg}$	-55 to +200	$^{\circ}C$


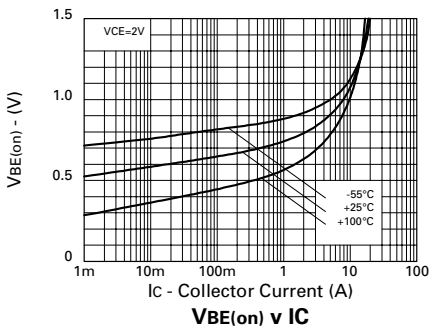
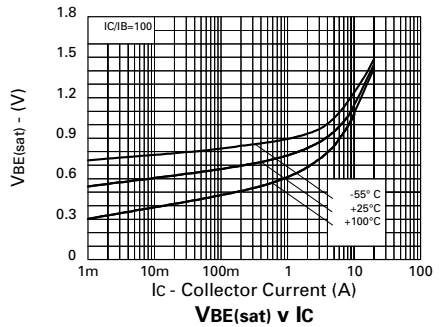
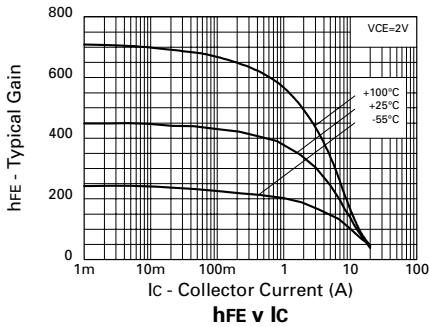
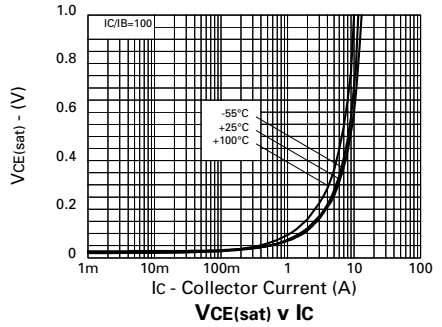
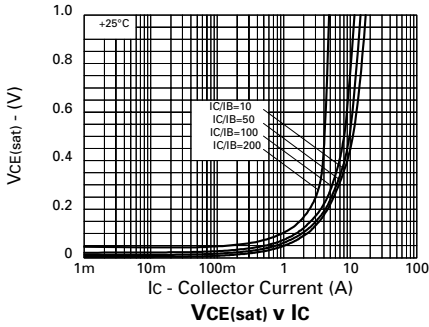
# ZTX1147A

## ELECTRICAL CHARACTERISTICS (at $T_{amb} = 25^{\circ}\text{C}$ unless otherwise stated).

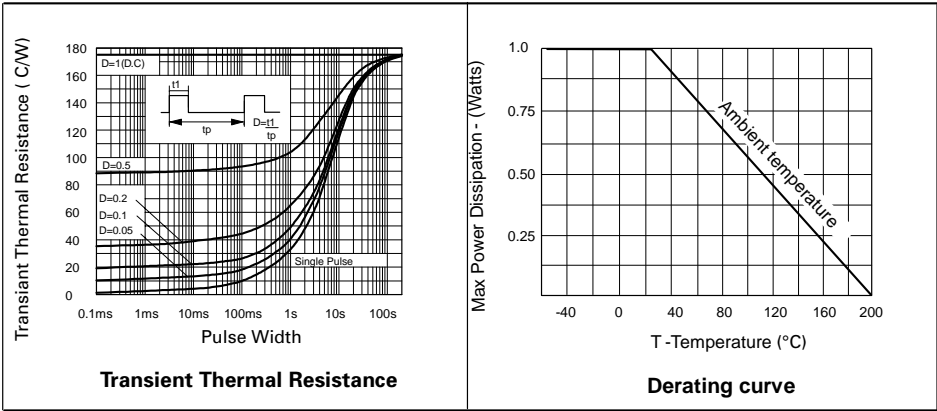
PARAMETER	SYMBOL	VALUE			UNIT	CONDITIONS.
		MIN.	TYP.	MAX.		
Collector-Base Breakdown Voltage	$V_{(BR)CBO}$	-15	-35		V	$I_C = -100\mu\text{A}$
Collector-Emitter Breakdown Voltage	$V_{(BR)CES}$	-12	-25		V	$I_C = -100\mu\text{A}$
Collector-Emitter Breakdown Voltage	$V_{(BR)CEO}$	-12	-25		V	$I_C = -10\text{mA}$
Collector-Emitter Breakdown Voltage	$V_{(BR)CEV}$	-12	-25		V	$I_C = -100\mu\text{A}$ , $V_{EB} = +1\text{V}$
Emitter-Base Breakdown Voltage	$V_{(BR)EBO}$	-5	-8.5		V	$I_E = -100\mu\text{A}$
Collector Cut-Off Current	$I_{CBO}$		-0.3	-100	nA	$V_{CB} = -12\text{V}$
Emitter Cut-Off Current	$I_{EBO}$		-0.3	-100	nA	$V_{EB} = -4\text{V}$
Collector Emitter Cut-Off Current	$I_{CES}$		-0.3	-100	nA	$V_{CE} = -10\text{V}$
Collector-Emitter Saturation Voltage	$V_{CE(sat)}$		-25 -70 -90 -115 -175	-50 -110 -130 -170 -235	mV mV mV mV mV	$I_C = -0.1\text{A}$ , $I_B = -1\text{mA}^*$ $I_C = -0.5\text{A}$ , $I_B = -2.5\text{mA}^*$ $I_C = -1\text{A}$ , $I_B = -6\text{mA}^*$ $I_C = -2\text{A}$ , $I_B = -20\text{mA}^*$ $I_C = -4\text{A}$ , $I_B = -70\text{mA}^*$
Base-Emitter Saturation Voltage	$V_{BE(sat)}$		-890	-1000	mV	$I_C = -4\text{A}$ , $I_B = -70\text{mA}^*$
Base-Emitter Turn-On Voltage	$V_{BE(on)}$		-830	-950	mV	$I_C = -4\text{A}$ , $V_{CE} = -2\text{V}^*$
Static Forward Current Transfer Ratio	$h_{FE}$	270 250 200 170 90	450 400 340 270 150 50	850		$I_C = -10\text{mA}$ , $V_{CE} = -2\text{V}^*$ $I_C = -0.5\text{A}$ , $V_{CE} = -2\text{V}^*$ $I_C = -2.0\text{A}$ , $V_{CE} = -2\text{V}^*$ $I_C = -4.0\text{A}$ , $V_{CE} = -2\text{V}^*$ $I_C = -10\text{A}$ , $V_{CE} = -2\text{V}^*$ $I_C = -20\text{A}$ , $V_{CE} = -2\text{V}^*$
Transition Frequency	$f_T$		115		MHz	$I_C = -50\text{mA}$ , $V_{CE} = -10\text{V}$ $f = 50\text{MHz}$
Out Capacitance	$C_{cb}$		80		pF	$V_{CB} = -10\text{V}$ , $f = 1\text{MHz}$
Switching Times	$t_{on}$		150		ns	$I_C = -4\text{A}$ , $I_B = -40\text{mA}$ , $V_{CC} = -10\text{V}$
	$t_{off}$		220		ns	$I_C = -4\text{A}$ , $I_B = \pm 40\text{mA}$ , $V_{CC} = -10\text{V}$

\*Measured under pulsed conditions. Pulse width=300 $\mu\text{s}$ . Duty cycle  $\leq 2\%$

## TYPICAL CHARACTERISTICS



# ZTX1147A



## SPICE PARAMETERS

\* ZETEX ZTX1147 Spice model Last revision 10/12/96

\*

.MODEL ZTX1147 PNP IS=1.272e-12 NF=0.989 ISE=2.5e-13 NE=1.65

+ BF=500 VAF=14.59 IKF=8 NR=1 ISC=8e-14 NC= 1.6

+ BR=90 VAR=3.1 IKR=1.2 RE=15e-3 RB=145e-3

+ RC=13e-3 CJE=560e-12

+ CJC=255e-12 VJC=0.6288

+ MJC=0.4048 TF=1.2e-9 TR=13e-9

\*

© 1995 ZETEX PLC

The copyright in this model and the design embodied belong to Zetex PLC ("Zetex"). It is supplied free of charge by Zetex for the purpose of research and design and may be used or copied intact (including this notice) for that purpose only. All other rights are reserved. The model is believed accurate but no condition or warranty as to its merchantability or fitness for purpose is given and no liability in respect of any use is accepted by Zetex PLC, its distributors or agents.

**ZETEX**

Zetex plc.  
Fields New Road, Chadderton, Oldham, OL9-8NP, United Kingdom.  
Telephone: (44)161 622 4422 (Sales), (44)161 622 4444 (General Enquiries)  
Fax: (44)161 622 4420

Zetex GmbH  
Streitfeldstraße 19  
D-81673 München  
Germany  
Telefon: (49) 89 45 49 49 0  
Fax: (49) 89 45 49 49 49

Zetex Inc.  
47 Mall Drive, Unit 4  
Commack NY 11725  
USA  
Telephone: (516) 543-7100  
Fax: (516) 864-7630

Zetex (Asia) Ltd.  
3510 Metroplaza, Tower 2  
Hing Fong Road,  
Kwai Fong, Hong Kong  
Telephone: (852) 26100 611  
Fax: (852) 24250 494

These are supported by  
agents and distributors in  
major countries world-wide  
©Zetex plc 1997

Internet: <http://www.zetex.com>

This publication is issued to provide outline information only which (unless agreed by the Company in writing) may not be used, applied or reproduced for any purpose or form part of any order or contract or be regarded as a representation relating to the products or services concerned. The Company reserves the right to alter without notice the specification, design, price or conditions of supply of any product or service.