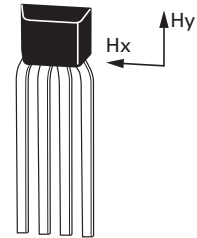


ZMZ20M

MAGNETIC FIELD SENSORS

DESCRIPTION

The ZMZ20M is an extremely sensitive magnetic field sensor in a 4 pin E-line package employing the magneto-resistive effects of thin film Permalloy. It allows the measurement of magnetic fields or the detection of metallic parts. The sensor consists of a chip covered with Permalloy stripes which form a Wheatstone bridge, whose output voltage is proportional to the magnetic field component H_y . A perpendicular field H_x is necessary to suppress the hysteresis and this is provided by an internal permanent magnet.



E-LINE

FEATURES

- Output voltage proportional to magnetic field H_y
- Magnetic fields vertical to the chip level are not effective

APPLICATIONS

- Linear position sensors for process control, door interlocks, proximity detectors, machine tool sensing
- Scalar measurement for compassing
- Automotive - door switches, engine position and speed sensing
- Metering of fluids by sensing rotation of impeller
- Traffic counting & vehicle-type sensing
- Measurement of current in a conductor without connection

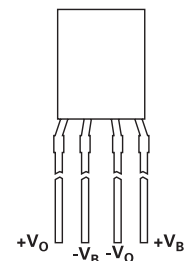
ORDERING INFORMATION

DEVICE	BOX
ZMZ20M	Bulk in box (2,000 components per box)

DEVICE MARKING

- M2M

PINOUT



SIDE VIEW

ZMZ20M

ABSOLUTE MAXIMUM RATINGS

PARAMETER	SYMBOL	LIMIT	UNIT
Supply voltage	V_B	12	V
Total power dissipation	P_{TOT}	120	mW
Operating temperature range	T_{amb}	-25 to +125	°C

ELECTRICAL CHARACTERISTICS (at $T_{amb} = 25^\circ\text{C}$ unless otherwise stated)

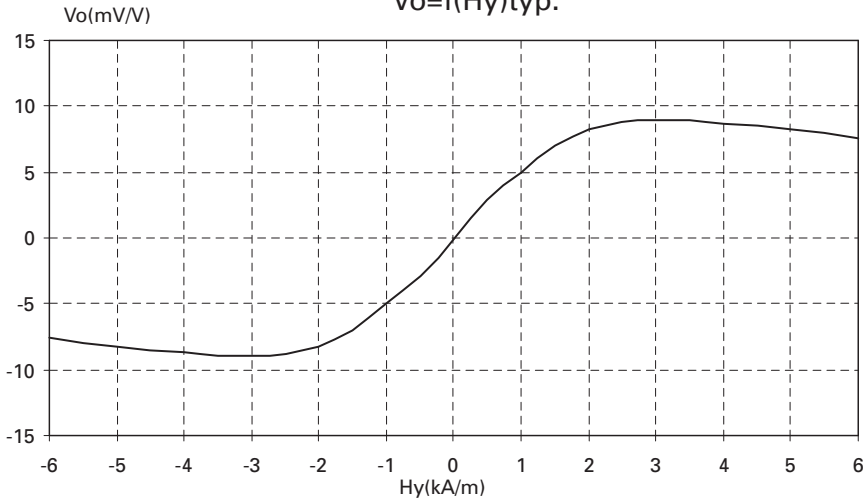
PARAMETER	SYMBOL	MIN.	TYP.	MAX.	UNIT	CONDITIONS
Bridge resistance	R_{br}	1.2	1.7	2.2	k Ω	
Output voltage range	V_O/V_B	12	18	24	mV/V	
Auxiliary field	H_x	-	2.5	-	kA/m	
Disturbing field	H_d	-	-	30	kA/m	
Open circuit sensitivity	S	3.0	5.0	7.0	(mV/V)/(kA/m)	No disturbing field H_d allowed
Hysteresis of output voltage	V_{OH}/V_B	-	-	50	$\mu\text{V/V}$	$H_y \leq 2\text{kA/m}$
Offset voltage	V_{off}/V_B	-1.5	-	+1.5	mV/V	
Operating frequency	f_{max}	0	-	1	MHz	
Temperature coefficient of offset voltages	TCV_{off}	-3	-	+3	($\mu\text{V/V}$)/K	$T_{amb} = -25$ to $+125^\circ\text{C}$
Temperature coefficient of bridge resistance	TCR_{br}	0.25	0.3	0.35	%/K	$T_{amb} = -25$ to $+125^\circ\text{C}$
Temperature coefficient of open circuit sensitivity	TCS_V	-0.25	-0.3	-0.35	%/K	$T_{amb} = -25$ to $+125^\circ\text{C}$

$V_B = 5\text{V}$

ZMZ20M

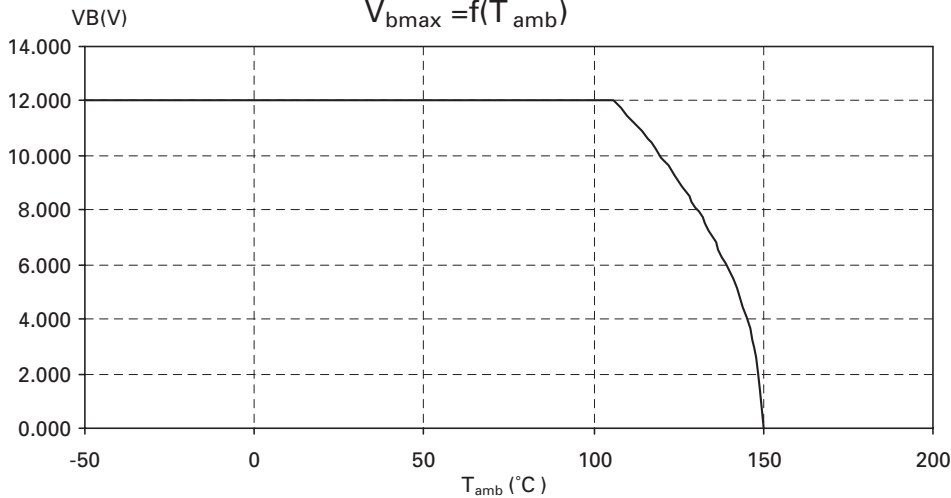
Sensor output characteristic ZMZ20M

$$V_o = f(H_y)_{\text{typ.}}$$



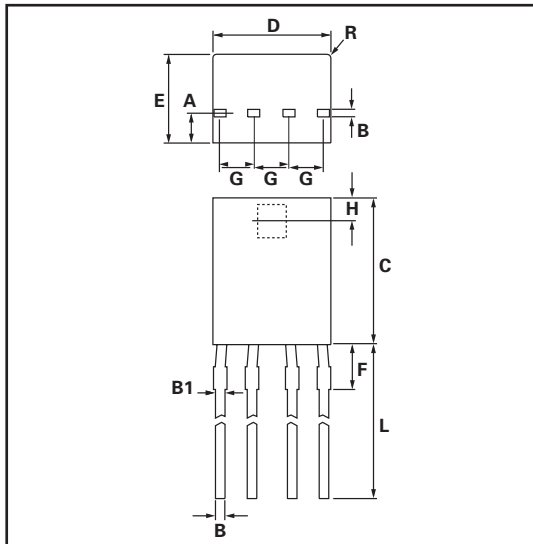
Supply voltage (maximum) derating curve ZMZ20M

$$V_{b\text{max}} = f(T_{\text{amb}})$$



ZMZ20M

PACKAGE OUTLINE



Controlling dimensions are in millimeters. Approximate conversions are given in inches

PACKAGE DIMENSIONS

DIM	Millimeters		Inches	
	Min	Max	Min	Max
A	0.8	1.0	0.032	0.039
B	0.35	0.48	0.014	0.019
B1	0.45	0.60	0.018	0.024
C	4.0	4.4	0.158	0.173
D	3.8	4.2	0.150	0.165
E	2.4	2.8	0.094	0.110
F	1.2	-	0.047	-
G	1.25	-	0.049	-

© Zetex plc 2004

Europe	Americas	Asia Pacific	Corporate Headquarters
Zetex GmbH Streitfeldstraße 19 D-81673 München Germany	Zetex Inc 700 Veterans Memorial Hwy Hauppauge, NY 11788 USA	Zetex (Asia) Ltd 3701-04 Metroplaza Tower 1 Hing Fong Road, Kwai Fong Hong Kong	Zetex plc Fields New Road, Chadderton Oldham, OL9 8NP United Kingdom
Telefon: (49) 89 45 49 49 0 Fax: (49) 89 45 49 49 49 europe.sales@zetex.com	Telephone: (1) 631 360 2222 Fax: (1) 631 360 8222 usa.sales@zetex.com	Telephone: (852) 26100 611 Fax: (852) 24250 494 asia.sales@zetex.com	Telephone (44) 161 622 4444 Fax: (44) 161 622 4446 hq@zetex.com

These offices are supported by agents and distributors in major countries world-wide.

This publication is issued to provide outline information only which (unless agreed by the Company in writing) may not be used, applied or reproduced for any purpose or form part of any order or contract or be regarded as a representation relating to the products or services concerned. The Company reserves the right to alter without notice the specification, design, price or conditions of supply of any product or service.

For the latest product information, log on to www.zetex.com



ISSUE 2 - MARCH 2004