

# Customer Information Sheet

DRAWING No.: F10-295XX46R

SHEET 3 OF 4

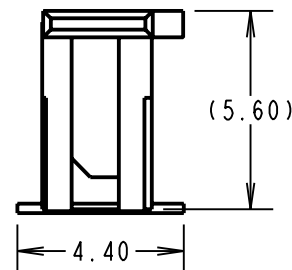
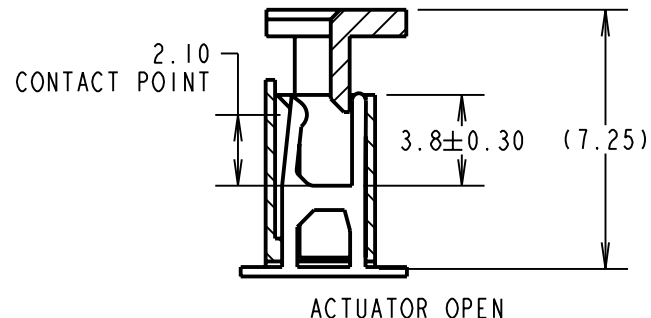
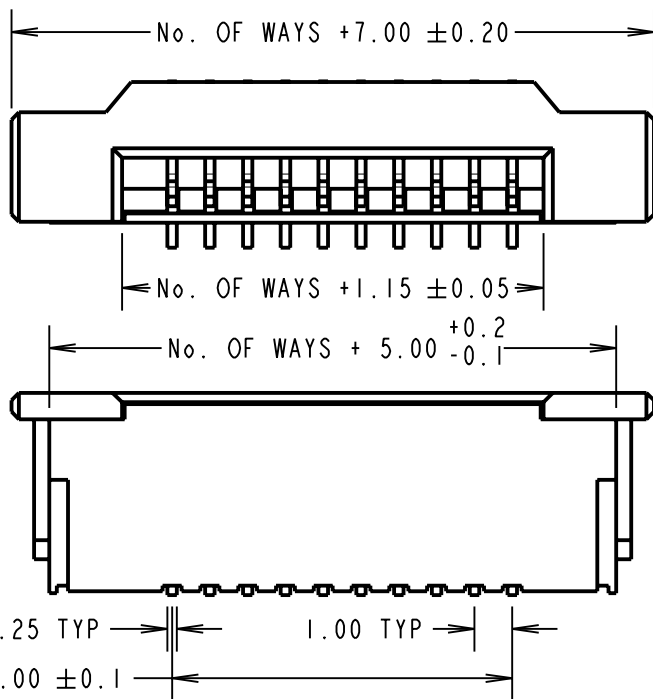
IF IN DOUBT - ASK

©

NOT TO SCALE

THIRD ANGLE PROJECTION

ALL DIMENSIONS IN mm



ORDER CODE:  
**F10-295XX46R**  
 No. OF WAYS: \_\_\_\_\_  
 03 TO 38  
 FINISH: \_\_\_\_\_  
 46 = 100% TIN

**SPECIFICATIONS:**

**MATERIAL:**

MOULDING = HIGH TEMPERATURE PPS,  
 UL94V-0

CONTACTS & RETAINER = PHOSPHOR BRONZE

**FINISH:**

CONTACTS = 0.4µ 100% TIN OVER 0.2µ NICKEL  
 RETAINER = 0.4µ 100% TIN OVER 0.2µ NICKEL

**ELECTRICAL:**

CURRENT RATING = 1A AC/DC MAX  
 VOLTAGE RATING = 125V AC/DC MAX  
 CONTACT RESISTANCE = 20 MILLIOHMS MAX  
 INSULATION RESISTANCE = 100 MEGAOHMS MIN.  
 DIELECTRIC WITHSTANDING = 500V AC (1 MINUTE)

**NOTES:**

- ALL TOLERANCES ARE ±0.20mm UNLESS OTHERWISE STATED.
- FOR REELING DETAILS SEE SHEET 4.

**MECHANICAL:**

FPC RETENTION FORCE = 3.9N + (0.5 x No. OF WAYS) MIN  
 DURABILITY = 30 CYCLES

**ENVIRONMENTAL:**

TEMPERATURE RANGE = -20°C TO +85°C  
 RESISTANCE TO SOLDER HEAT = 350°C FOR 3 SECONDS  
 FOR COMPLETE SPECIFICATION SEE COMPONENT SPECIFICATION C030XX (LATEST ISSUE)

SB	8	01.04.11	10825
NAME	ISS.	DATE	C/NOTE
APPROVED:		S. BENNETT	
CHECKED:		R. ADDE	
DRAWN:		W. J. BOURNE	
CUSTOMER REF.:			
ASSEMBLY DRG:			

**HARWIN**

HARWIN USA TEL: 603 893 5376 FAX: 603 893 5396 mis@harwin.com	HARWIN Europe (UK) TEL: 023 9231 4545 FAX: 023 9231 4590 mis@harwin.co.uk	HARWIN Asia TEL: +65 6 779 4909 FAX: +65 6 779 3868 mis@harwin.com.sg
--	--	--

THIS DRAWING AND ANY INFORMATION OR DESCRIPTIVE MATTER SET OUT HEREON ARE CONFIDENTIAL AND COPYRIGHT PROPERTY OF THE HARWIN GROUP AND MUST NOT BE DISCLOSED, LOANED, COPIED OR USED FOR MANUFACTURING, TENDERING OR FOR ANY OTHER PURPOSE WITHOUT THEIR WRITTEN PERMISSION.

**TOLERANCES**  
 X. = ±1mm  
 X.X = ±0.25mm  
 X.XX = ±0.10mm  
 X.XXX = ±0.01mm  
 ANGLES = ±5°  
 UNLESS STATED

**MATERIAL:**  
 SEE ABOVE  
**FINISH:** SEE ABOVE  
**S/AREA:** mm<sup>2</sup>

**TITLE:**  
 1.00mm PITCH SMT VERTICAL FPC CONNECTOR (TAPE & REEL)  
**DRAWING NUMBER:**  
**F10-295XX46R**  
 SHT 3 OF 4

# Customer Information Sheet

DRAWING No.: F10-295XX46R

SHEET 4 OF 4

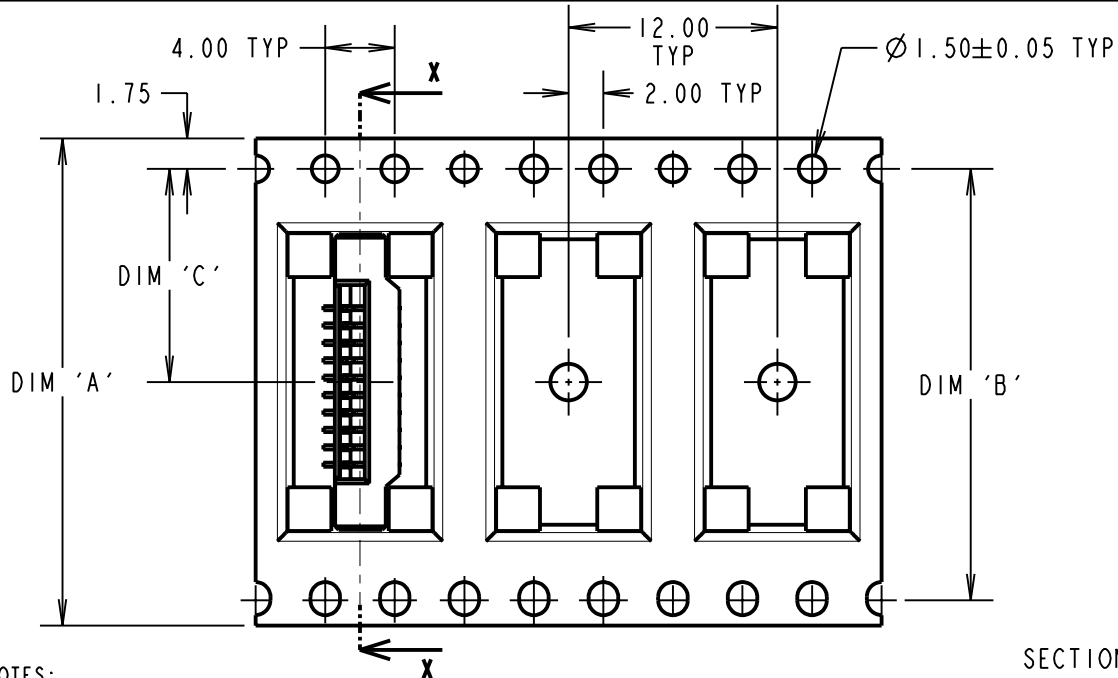
IF IN DOUBT - ASK

©


NOT TO SCALE

THIRD ANGLE PROJECTION

ALL DIMENSIONS IN mm

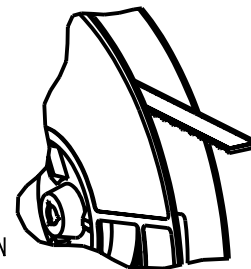


SECTION X-X



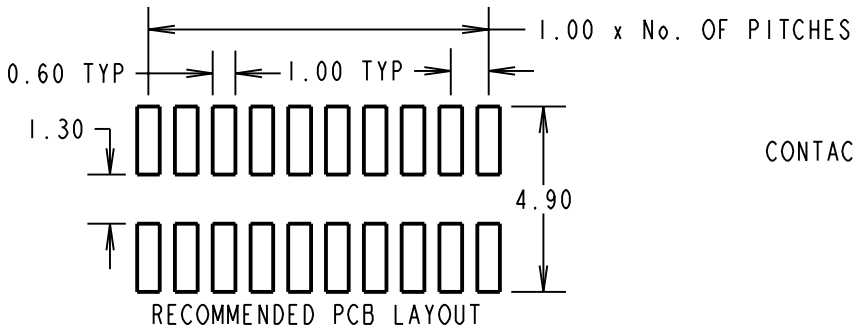
REEL DETAILS

FINISHED REELING DIRECTION

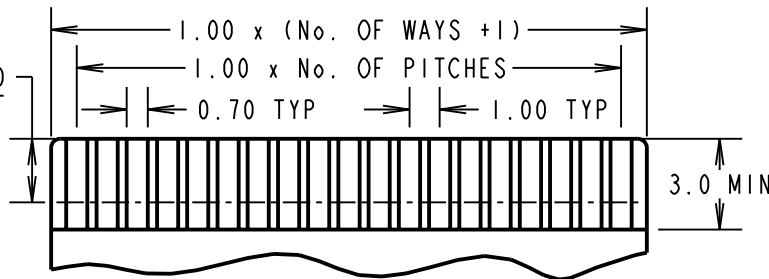


- NOTES:
- FOR CONNECTOR DIMENSIONS SEE SHEET 3.
  - QUANTITY OF COMPONENTS PER REEL = 1000.
  - TAPE & REELING TO BE IN ACCORDANCE WITH ELECTRONIC INDUSTRIES ASSOCIATION EIA-481

HARWIN PART No.	No. OF WAYS	DIM 'A' ±0.20	DIM 'B' ±0.20	DIM 'C' ±0.20
F10-295XX46R	03 TO 11	24.0	<del>28.4</del>	11.5
	12 TO 15	32.0	28.4	14.2
	16 TO 26	44.0	40.4	20.2
	27 TO 38	56.0	52.4	26.2



RECOMMENDED FPC LAYOUT  
(THICKNESS = 0.30 ± 0.03)



SB	8	01.04.11	10825
NAME	ISS.	DATE	C/NOTE
APPROVED:		S.BENNETT	
CHECKED:		R.ADDE	
DRAWN:		W. J. BOURNE	
CUSTOMER REF.:			
ASSEMBLY DRG:			

**HARWIN**

HARWIN USA  
TEL: 603 893 5376  
FAX: 603 893 5396  
mis@harwin.com

HARWIN Europe (UK)  
TEL: 023 9231 4545  
FAX: 023 9231 4590  
mis@harwin.co.uk

HARWIN Asia  
TEL: +65 6 779 4909  
FAX: +65 6 779 3868  
mis@harwin.com.sg

THIS DRAWING AND ANY INFORMATION OR DESCRIPTIVE MATTER SET OUT HEREON ARE CONFIDENTIAL AND COPYRIGHT PROPERTY OF THE HARWIN GROUP AND MUST NOT BE DISCLOSED, LOANED, COPIED OR USED FOR MANUFACTURING, TENDERING OR FOR ANY OTHER PURPOSE WITHOUT THEIR WRITTEN PERMISSION.

TOLERANCES  
X. = ±1mm  
X.X = ±0.25mm  
X.XX = ±0.10mm  
X.XXX = ±0.01mm  
ANGLES = ±5°  
UNLESS STATED

MATERIAL:  
SEE ABOVE  
FINISH: SEE ABOVE  
S/AREA: mm<sup>2</sup>

TITLE:  
1.00mm PITCH SMT VERTICAL FPC CONNECTOR (TAPE & REEL)  
DRAWING NUMBER:  
**F10-295XX46R**  
SHT 4 OF 4