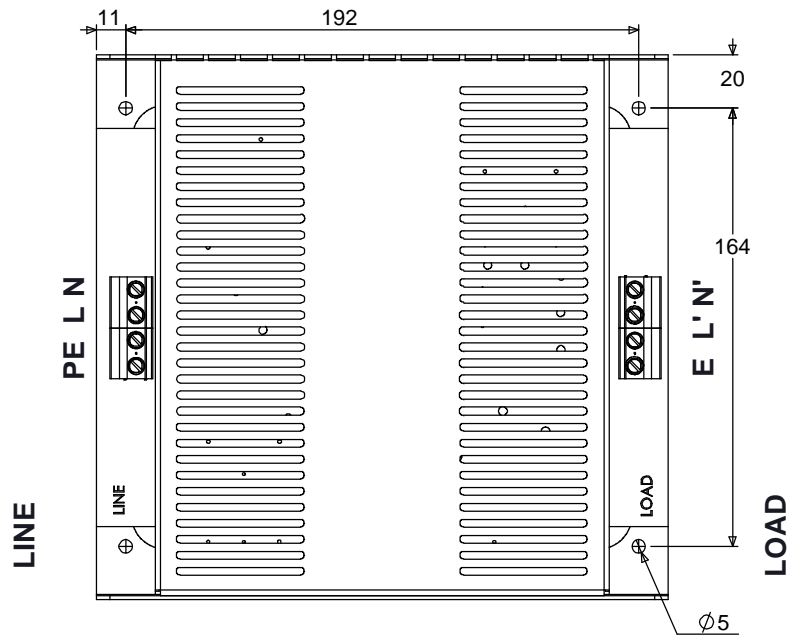
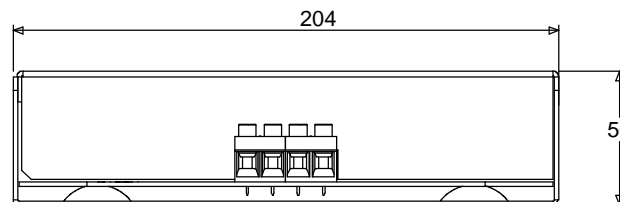
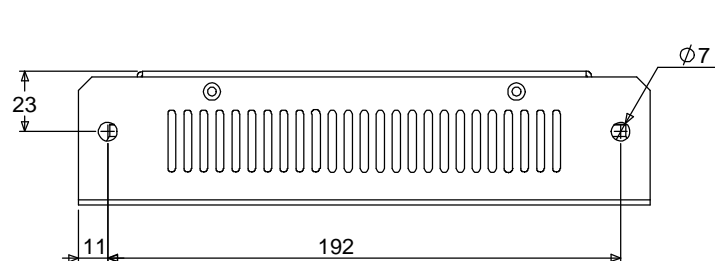


REV.	CNN	CNN DESCRIPTION	Date	Check in
03		NEW BORDER	02/02/2010	Shaun Barron
04	2819	TERMINAL UPDATE	01/04/2010	Simon Williams



SPECIFICATION

VOLTAGE 240VAC
FREQUENCY 50/60Hz
CURRENT 23A @ 40 °C
OVERLOAD CURRENT 150% 1MIN. 200% 1SEC
TEMPERATURE -25 TO 85 °C
LEAKAGE CURRENT:-
AS PER IEC950 = 90mA @ 240V 50Hz
HUMIDITY 90% RH
VIBRATION 10-200Hz 1.8G
ELECTRIC STRENGTH 2500VAC/1min.
POWER LOSS (FULL LOAD) = 10W
TERMINALS 4mmsq (Torque 0.5-0.6Nm)
WEIGHT 1.6kg
BACK MOUNTING 4x M4
SIDE MOUNTING 2x M6



CONSTRUCTION

PERFORATED ALUMINIUM BODY FOR AIR COOLING,
ALL COMPONENTS PCB MOUNTED

ATTENUATION

COMMON MODE - 80dB AT 150kHz
DIFFERENTIAL MODE - 50dB AT 150kHz

RoHS
2002/95/EC

Compliant

Tel No.+44(0)1724273200 Website www.dem-uk.com

Alpha3
manufacturing

ROXBURGH EMC

DELTRON Components
DELTRON Enclosures

PROPRIETARY AND CONFIDENTIAL
 THE INFORMATION CONTAINED IN THIS DRAWING IS THE SOLE PROPERTY OF ALPHA 3 MANUFACTURING
 ANY REPRODUCTION IN PART OR AS A WHOLE WITHOUT THE WRITTEN PERMISSION OF ALPHA 3 MANUFACTURING IS PROHIBITED.

DEM

DEM Manufacturing, Deltron Emcon House
 Hargreaves Way, Sawcliffe Ind. Park,
 Scunthorpe, North Lincolnshire, DN15 8RF, UK

UNLESS OTHERWISE SPECIFIED:
 DIMENSIONS ARE IN MILLIMETRES
 LINEAR TOLERANCE:
NO DECIMAL PLACES ±0.5mm
1 DECIMAL PLACE ±0.25mm
2 DECIMAL PLACES ±0.125mm
 ANGULAR TOLERANCE: ±1°

FINISH

IF IN DOUBT ASK
 DO NOT SCALE DRAWING

MATERIAL

DEBURR AND
 BREAK SHARP
 EDGES

DRAWN BY
 APPROVED BY

THIRD ANGLE PROJECTION



SPB

SW

SHEET 1 OF 1

SCALE 1:2.5

A3

TITLE

GENERAL SPECIFICATION
FOR MIF23

DRAWING NO.

MIF23

ISSUE

04

Release