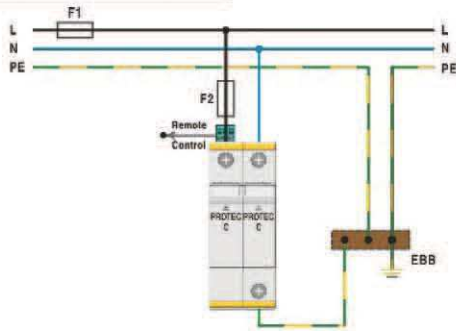


# DVSC275 45 2 TNS

Multi-pole  
Surge Arrester  
 $I_{max} = 4 \text{ pole (8/20)}$

## TN-S Network (Single-phase)



## Technical data

Type	275
In accordance with	IEC-61643-1
Max. continuous operating voltage (AC/DC)	$U_c$ 275/350V
Nominal discharge current (8/20)	$I_n$ 20kA per pole
Max. discharge current (8/20)	$I_{max}$ 45kA per pole
Protection level	$U_p$ < 1.5kV
Follow current	$I_f$ NO
Response time	$t_A$ < 25ns
Residual current at $U_c$	$I_{pE}$ < 1.5mA
Thermal protection	YES
Terminal screw torque	max. 4.5Nm
Back-up fuse (if mains > 125A)	125A gL
Short-circuit withstand current	25kA / 50Hz
Temperature range	- 40°C .... + 80°C
Terminal cross section	35mm <sup>2</sup> (solid) / 25mm <sup>2</sup> (stranded)
Mounting EN 60715	35mm top-hat rail
Degree of protection	IP 20
Housing material	thermoplastic; extinguishing degree UL 94 V-0
Dimensions DIN 43880	2TE
Weight per unit	244g

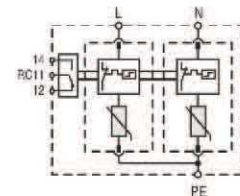
## DVSCR275452TNS (with remote contacts)

Remote contacts	YES
Contact ratings	AC: 250V/0.5A; 125V/3A
Terminal cross section	max. 1.5mm <sup>2</sup>
Remote terminal torque	0.25Nm
Weight per unit	249g

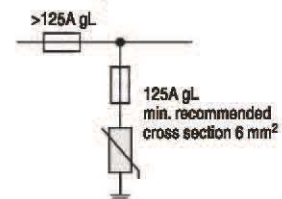
Packaging dimensions (single unit)	109 x 76.5 x 41.5mm
------------------------------------	---------------------

## Connection diagram

DVSC275 45 2 TNS



## Selection of back-up fuse



## Dimensions

