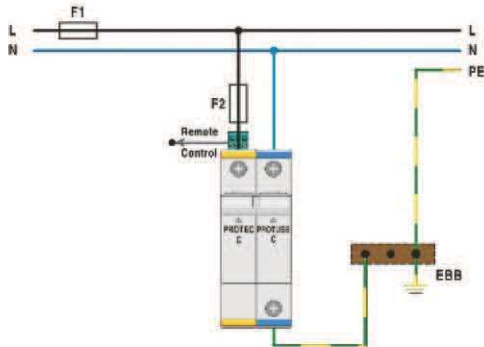


**Multi-pole  
Surge Arrester**

**$I_{max} = 45kA$  per pole (8/20)**

# DVSC275 45 2 TT

**TT Network (Single-phase)**

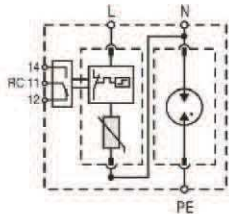


**Technical data**

<b>Type</b>	
In accordance with	EC-61643-1
Max. continuous operating voltage (AC/DC)	$U_C$ 275/350V
Nominal discharge current (8/20) $I_n$ (MOV/GDT)	20/20kA
Max. discharge current (8/20) $I_{max}$ (MOV/GDT)	45/40kA
Protection level	$U_p$ (MOV) < 1.5kV
	$U_p$ (GDT) < 2.0kV
Follow current	$I_f$ (GDT) > 100A RMS
Response time	$t_A$ (MOV/GDT) < 25ns / 100ns
Residual current at $U$	$I_{PE}$ (MOV/GDT) < 1.5mA / -
Thermal protection	(MOV/GDT) YES
Terminal screw torque	max 4.5Nm
Back-up fuse (if mains > 125 A) (MOV/GDT)	125A gL / -
Short-circuit withstand current	25kA/50Hz / -
Temperature range	- 40°C - +80°C
Terminal cross section	35mm <sup>2</sup> (solid) / 25mm <sup>2</sup> (stranded)
Mounting EN 60715	35mm top-hat rail
Degree of protection	IP 20
Housing material	thermoplastic; extinguishing degree UL 94 V-0
Dimensions DIN 43880	2TE
Weight per unit	225g
<b>DVSC275452TT (with remote contacts)</b>	
Remote contacts	YES
Contact ratings	AC: 250V/0.5A; 125V/3A
Terminal cross section	max. 1.5mm <sup>2</sup>
Remote terminal torque	0.25Nm
Weight per unit	230g
Packaging dimensions (single unit)	109 x 76.5 x 41.5mm

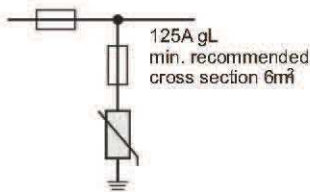
**Connection diagram**

DVSC275452TT



**Selection of back-up fuse**

>125A gL



**Dimensions**

