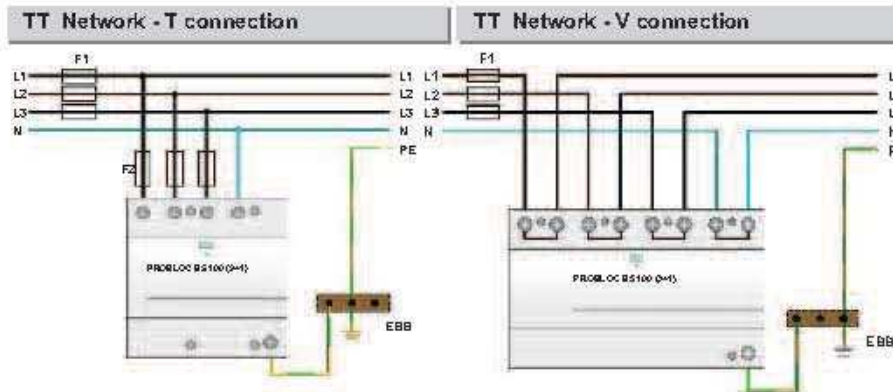


DVSB 400 100 4 TT

Multi-pole
Lightning and Surge Arrester
 $I_{imp} = 25kA$ per pole (10/350)

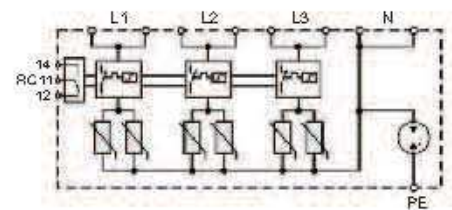
Category IEC / EN / VDE:	Class I, II / Type 1, 2 / B+C
Location of use:	Main distribution boards
Protection modes:	L - N, N - PE
Protective element:	High Energy MOV, high energy GDT
High surge discharge ratings:	$I_{imp}(MOV/GDT) = 25/100kA$
Housing:	Compact design



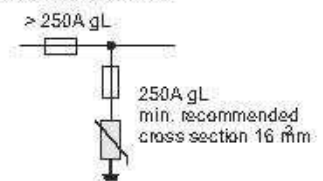
Technical data

Type	
In accordance with	EC-61643-1
Max. continuous operating voltage (AC/DC)	U_c 320/420V
Nominal discharge current (8/20) I_n (MOV/GDT)	25/100kA
Max. discharge current (8/20) I_{max} (MOV/GDT)	100/100kA
Impulse current (10/350) I_{imp} (MOV/GDT)	25/100kA
Impulse current (L1+L2+L3+N-PE) I_{imp}	100kA
Specific energy (MOV/GDT)	156kJ/R / 2.5MJ/R
Charge (MOV/GDT)	215As/50As
Protection level U_p (MOV)	< 1.5kV
U_p (GDT)	< 1.5kV
Residual voltage U_{res} (MOV)	1.3kV
Follow current I_f (GDT)	> 100A RMS
Response time t_A (MOV/GDT)	< 25ns/100ns
Residual current I_{PE} (MOV/GDT)	< 2.5mA / -
Thermal protection (MOV/GDT)	YES / -
Terminal screw torque	max 4.5Nm
Back-up fuse (if mains > 250 A)(MOV/GDT)	250A gL / -
Short-circuit withstand current (MOV/GDT)	25kA/50Hz / -
Temperature range	-40°C +80°C
Terminal cross section	35mm ² (solid)/25mm ² (stranded)
Mounting EN 60715	35mm top-hat rail
Degree of protection	IP 20
Housing material	Thermoplastic; extinguishing degree UL 94 V-0
Dimensions DIN 43880	5TE 8TE
Remote contacts	YES
Contact ratings	AC250V/0.5A; 125V/3A
Terminal cross section	max. 1.5mm
Remote terminal torque	0.25Nm
Weight per unit	733g
Packaging dimensions (single unit)	109 x 76.5 x 96mm 109 x 76.5 x 148mm

DVSB4001004TT



Selection of back-up fuse



Dimensions

