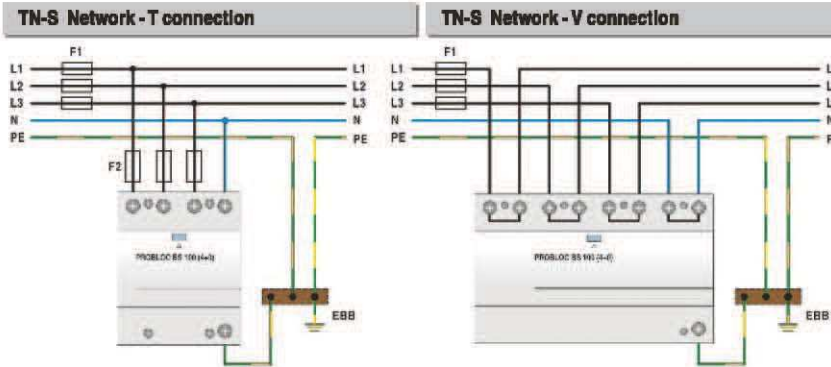


DVSB 400 100 4 TNS

**Multi-pole
Lightning and Surge Arrester**
 $I_{imp} = 25kA$ per pole (10/350)

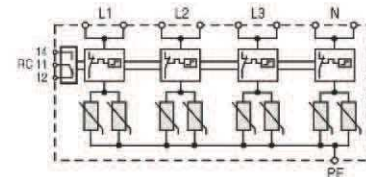
Category IEC/EN/VDE:	Class I, II/Type 1, 2/B+C
Location of use:	Main distribution boards
Protection modes:	L/N - PE
Protective element:	High Energy MOVs
High surge discharge ratings:	$I_{imp} = 25kA$ / pole
Housing:	Compact design



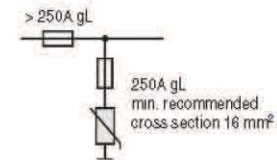
Technical data

Type	
In accordance with	IEC-61643-1
Max. continuous operating voltage (AC/DC)	U_c 320/420V
Nominal discharge current (8/20)	I_n 25kA per pole
Max. discharge current (8/20)	I_{max} 100kA per pole
Impulse current (10/350)	I_{imp} 25kA per pole
Impulse current (L1+L2+L3+N-PE)	I_{imp} 100kA
Specific energy	156kJ/Q per pole
Charge	12.5As per pole
Protection level	U_p < 1.4kV
Residual voltage at I_{imp}	U_{res} < 1.3kV
Follow current	I_f NO
Response time	t_A < 25ns
Residual current at U_c	I_{PE} < 2.5mA
Thermal protection	YES
Terminal screw torque	max. 4.5Nm
Back-up fuse (if mains > 250 A)	250A gL
Short-circuit withstand current	25kA/50Hz
Temperature range	-40°C + 80°C
Terminal cross section	35mm ² (solid)/25mm ² (stranded)
Mounting EN 60715	35mm top-hat rail
Degree of protection	IP 20
Housing material	thermoplastic; extinguishing degree UL94 V-0
Dimensions DIN 43880	4TE 8TE
Remote contacts	YES
Contact ratings	AC: 250V/0.5A; 125V/3A
Terminal cross section	max. 1.5mm ²
Remote terminal torque	0.25Nm
Weight per unit	761g
Packaging dimensions (single unit)	109 x 76.5 x 78mm 109 x 76.5 x 148mm

DVSB4001004TNS



Selection of back-up fuse



Dimensions

