



BAT54W SERIES

SURFACE MOUNT SCHOTTKY BARRIER

VOLTAGE 30 Volts **CURRENT** 0.2 Amperes

FEATURES

- Low turn-on voltage
- Fast switching
- PN Junction Guard Ring for Transient and ESD Protection.
- Lead free in comply with EU RoHS 2002/95/EC directives.
- Green molding compound as per IEC61249 Std. . (Halogen Free)

MECHANICAL DATA

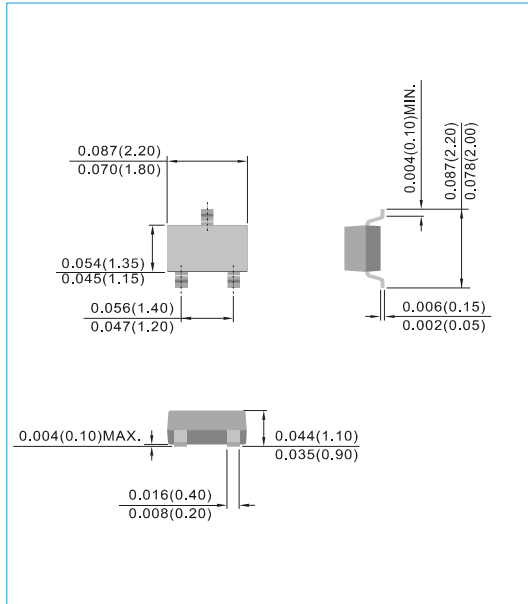
Case: SOT-323, Plastic

Terminals:Solderable per MIL-STD-750,Method2026

Approx. Weight: 0.0002 ounces, 0.005 grams

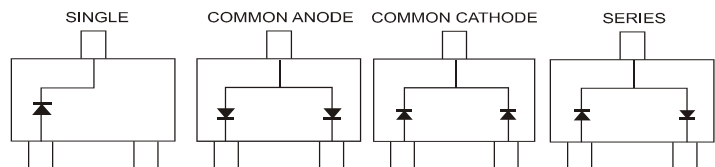
SOT-323

Unit : inch(mm)



MAXIMUM RATINGS AND ELECTRICAL CHARACTERISTICS (T_A=25°C unless otherwise noted)

| PARAMETER | SYMBOL | BAT54W | BAT54AW | BAT54CW | BAT54SW | UNITS |
|---|-----------------------------------|--------------|--------------|----------------|---------|-------|
| Marking Code | - | L4 | L42 | L43 | L44 | - |
| Peak Repetitive Reverse Voltage | V _{RRM} | 30 | | | | V |
| Maximum Average Forward Current at T _a =75°C | I _{F(AV)} | 0.2 | | | | A |
| Peak Forward Surge Current, 1.0s (JEDEC method) | I _{FSM} | 0.6 | | | | A |
| Maximum Instantaneous Forward Voltage I _F =1mA I _F =100mA | V _F | 0.32 1.00 | | | | V |
| Power Dissipation | P _D | 200 | | | | mW |
| Maximum DC Reverse Current at Rated DC Blocking Voltage@V _R =25V | I _R | 2.0 | | | | uA |
| Junction Capacitance :at V _R =1V | C _J | 10 | | | | pF |
| Thermal Resistance, Junction to Ambient | R _{QJA} | 635 | | | | °C/ W |
| Operating Junction and Storage Temperature Range | T _J , T _{STG} | -55 TO +125 | | | | °C |
| Circuit Figure | | Single | Common Anode | Common Cathode | Series | |





BAT54W SERIES

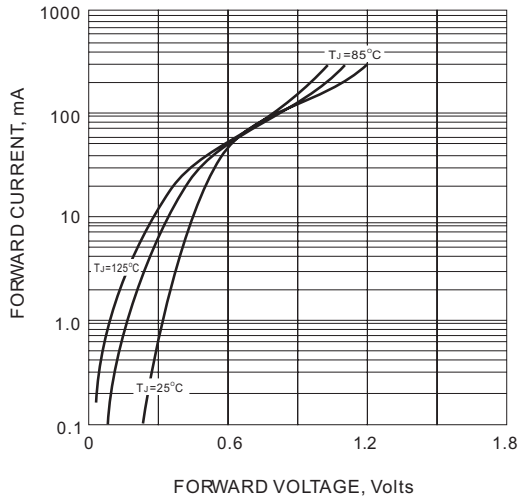


FIG. 1-TYPICAL FORWARD CHARACTERISTIC

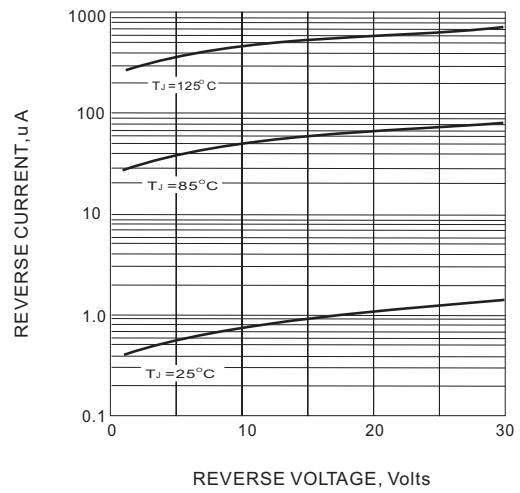


FIG. 2-TYPICAL REVERSE CHARACTERISTICS

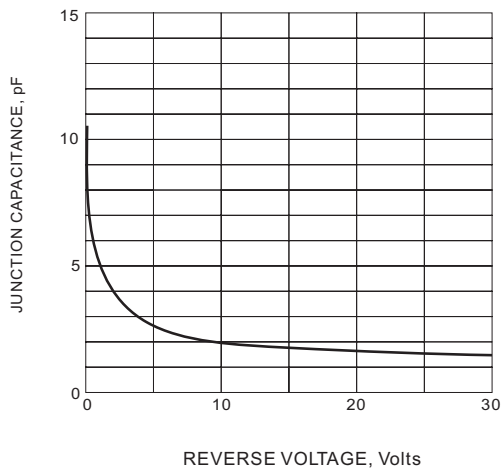


FIG. 3 TYPICAL JUNCTION CAPACITANCE

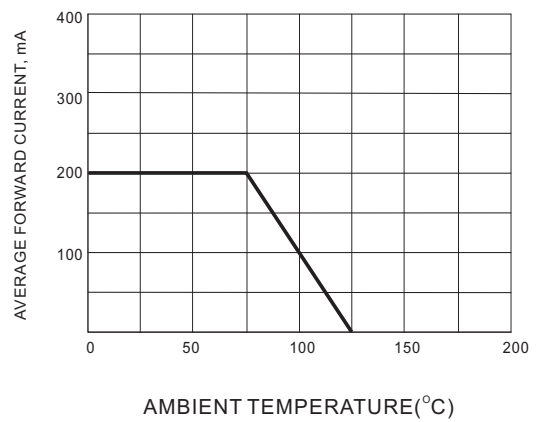
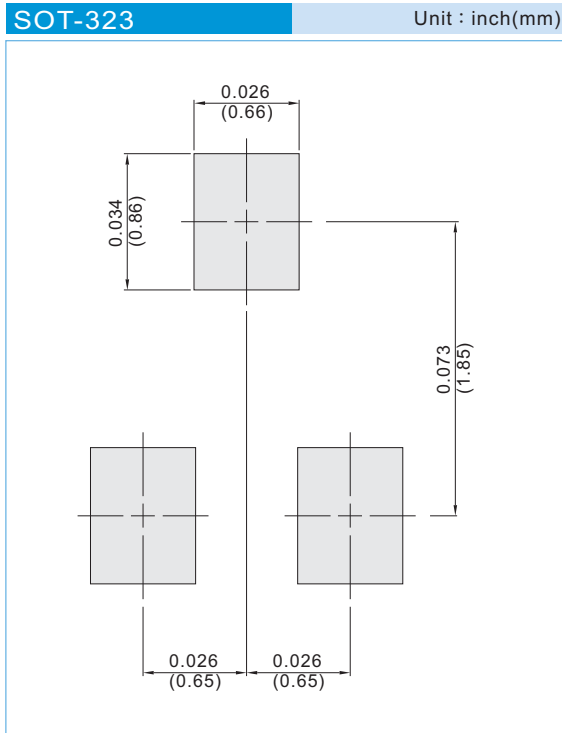


FIG. 4 FORWARD CURRENT DERATING



BAT54W SERIES

MOUNTING PAD LAYOUT



ORDER INFORMATION

- Packing information
 - T/R - 12K per 13" plastic Reel
 - T/R - 3K per 7" plastic Reel