



BC846AS

NPN GENERAL PURPOSE TRANSISTORS

VOLTAGE	65 Volts	POWER	150 mWatts
----------------	-----------------	--------------	-------------------

SOT-363	Unit : inch(mm)
----------------	-----------------

FEATURES

- General purpose amplifier applications
- NPN epitaxial silicon, planar design
- Collector current $I_C = 100\text{mA}$
- Lead free in comply with EU RoHS 2002/95/EC directives.
- Green molding compound as per IEC61249 Std. . (Halogen Free)

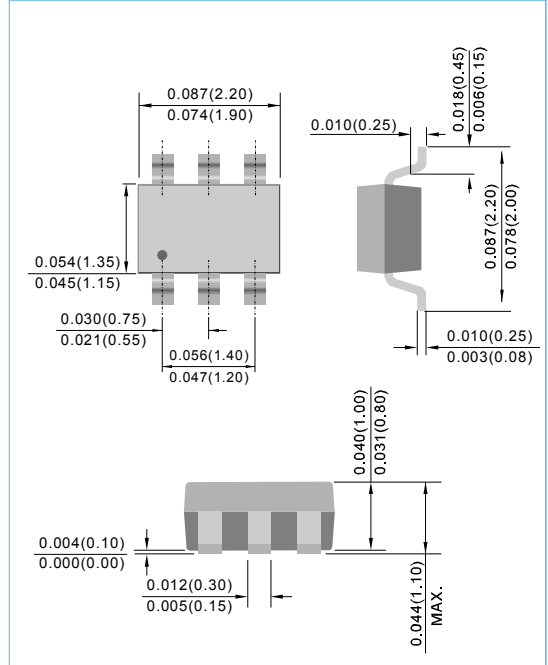
MECHANICAL DATA

Case : SOT-363, Plastic

Terminals : Solderable per MIL-STD-750, Method 2026

Approx. Weight: 0.006 gram

Marking : 46A



ABSOLUTE RATINGS

PARAMETER	Symbol	Value	Units
Collector - Emitter Voltage	V_{CE0}	65	V
Collector - Base Voltage	V_{CB0}	80	V
Emitter - Base Voltage	V_{EB0}	6.0	V
Collector Current - Continuous	I_C	100	mA

THERMAL CHARACTERISTICS

PARAMETER	Symbol	Value	Units
Max Power Dissipation (Note 1)	P_{TOT}	150	mW
Thermal Resistance , Junction to Ambient	$R_{\theta JA}$	833	$^{\circ}\text{C}/\text{W}$
Junction Temperature	T_J	-55 to 150	$^{\circ}\text{C}$
Storage Temperature	T_{STG}	-55 to 150	$^{\circ}\text{C}$

Note 1: Transistor mounted on FR-4 board 70 x 60 x 1mm.



BC846AS

ELECTRICAL CHARACTERISTICS

PARAMETER	Symbol	Test Condition	MIN.	TYP.	MAX.	Units
Collector - Emitter Breakdown Voltage	$V_{(BR)CEO}$	$I_C=10mA, I_B=0$	65	-	-	V
Collector - Base Breakdown Voltage	$V_{(BR)CBO}$	$I_C=10\mu A, I_E=0$	80	-	-	V
Emitter - Base Breakdown Voltage	$V_{(BR)EBO}$	$I_E=1\mu A, I_C=0$	6.0	-	-	V
Collector-Base Cutoff Current	I_{CBO}	$V_{CB}=30V, I_E=0$	-	-	15	nA
DC Current Gain	h_{FE}	$I_C=10\mu A, V_{CE}=5V$	-	140	-	-
DC Current Gain	h_{FE}	$I_C=2.0mA, V_{CE}=5V$	110	180	220	-
Collector - Emitter Saturation Voltage	$V_{CE(SAT)}$	$I_C=10mA, I_B=0.5mA$ $I_C=100mA, I_B=5.0mA$	-	-	0.25 0.6	V
Base - Emitter Saturation Voltage	$V_{BE(SAT)}$	$I_C=10mA, I_B=0.5mA$ $I_C=100mA, I_B=5.0mA$	-	0.7 0.9	-	V
Base - Emitter Voltage	$V_{BE(ON)}$	$I_C=2mA, V_{CE}=5.0V$ $I_C=10mA, V_{CE}=5.0V$	0.58 -	0.66 -	0.70 0.77	V
Collector - Base Capacitance	C_{CBO}	$V_{CB}=1V, I_E=0, f=1MH$	-	-	4.5	pF



BC846AS

ELECTRICAL CHARACTERISTICS CURVE

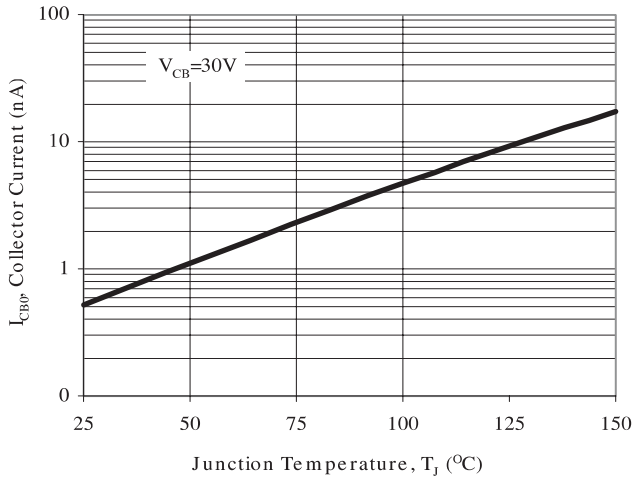


Fig. 1. Typical I_{CBO} vs. Junction Temperature

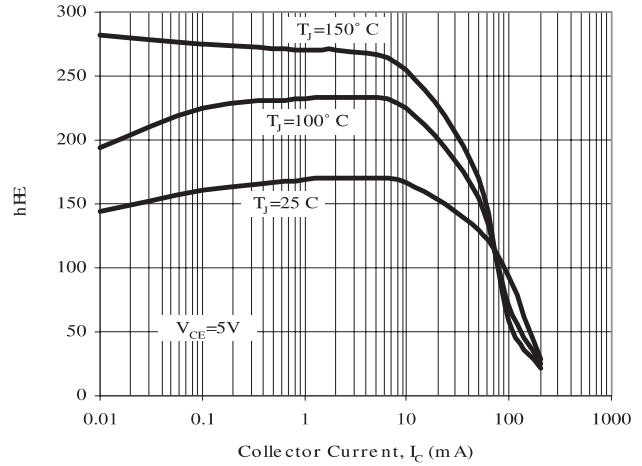


Fig. 2. Typical h_{FE} vs. Collector Current

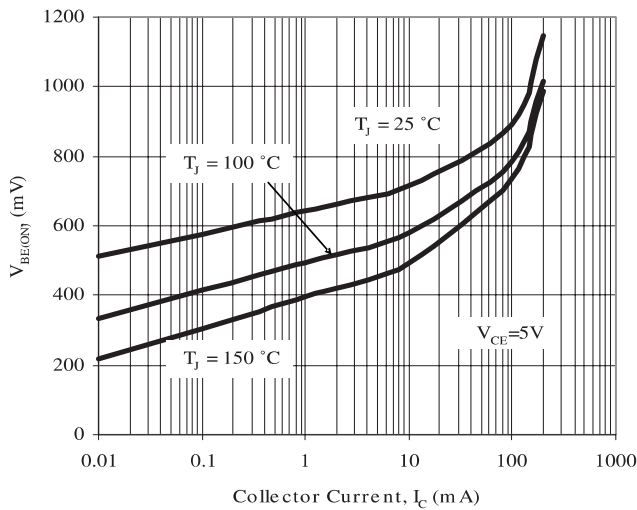


Fig. 3. Typical $V_{BE(ON)}$ vs. Collector Current

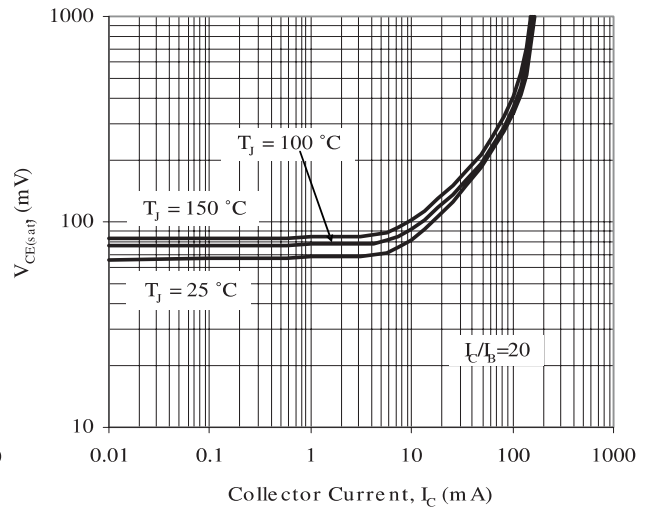


Fig. 4. Typical $V_{CE(SAT)}$ vs. Collector Current

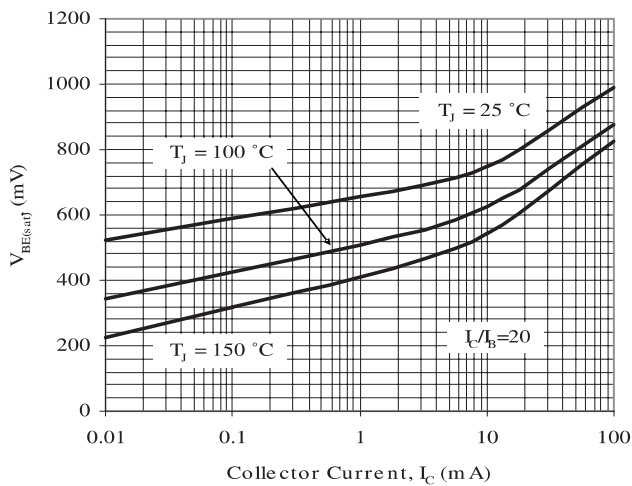


Fig. 5. Typical $V_{BE(SAT)}$ vs. Collector Current

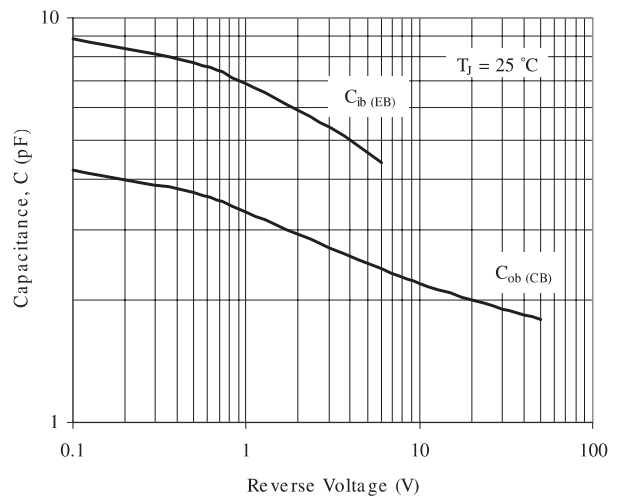
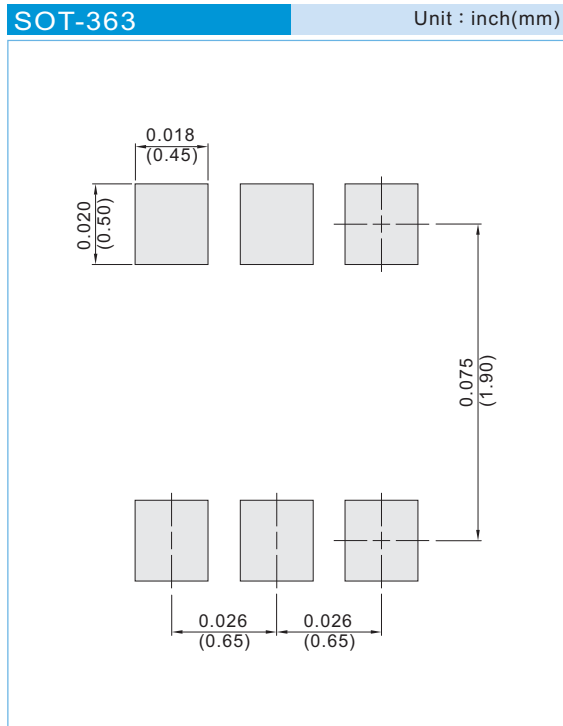


Fig. 6. Typical Capacitances vs. Reverse Voltage



BC846AS

MOUNTING PAD LAYOUT



ORDER INFORMATION

- Packing information
 - T/R - 10K per 13" plastic Reel
 - T/R - 3K per 7" plastic Reel



Disclaimer

- Reproducing and modifying information of the document is prohibited without permission from Panjit International Inc..
- Panjit International Inc. reserves the rights to make changes of the content herein the document anytime without notification. Please refer to our website for the latest document.
- Panjit International Inc. disclaims any and all liability arising out of the application or use of any product including damages incidentally and consequentially occurred.
- Panjit International Inc. does not assume any and all implied warranties, including warranties of fitness for particular purpose, non-infringement and merchantability.
- Applications shown on the herein document are examples of standard use and operation. Customers are responsible in comprehending the suitable use in particular applications. Panjit International Inc. makes no representation or warranty that such applications will be suitable for the specified use without further testing or modification.
- The products shown herein are not designed and authorized for equipments requiring high level of reliability or relating to human life and for any applications concerning life-saving or life-sustaining, such as medical instruments, transportation equipment, aerospace machinery et cetera. Customers using or selling these products for use in such applications do so at their own risk and agree to fully indemnify Panjit International Inc. for any damages resulting from such improper use or sale.



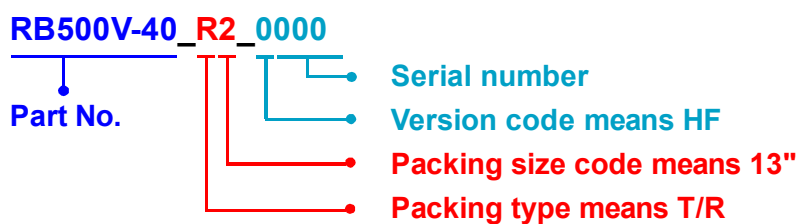
BC846AS

Part No_packing code_Version

BC846AS_R1_00001

BC846AS_R2_00001

For example :



Packing Code XX				Version Code XXXXX		
Packing type	1 st Code	Packing size code	2 nd Code	HF or RoHS	1 st Code	2 nd ~5 th Code
T/B	A	N/A	0	HF	0	serial number
T/R	R	7"	1	RoHS	1	serial number
B/P	B	13"	2			
T/P	T	26mm	X			
TRR	S	52mm	Y			
TRL	L	PBCU	U			
FORMING	F	PBCD	D			