



MMBZ5221BW~MMBZ5262BW

SURFACE MOUNT SILICON ZENER DIODES

VOLTAGE 2.4 to 51 Volts **POWER** 200 mWatts

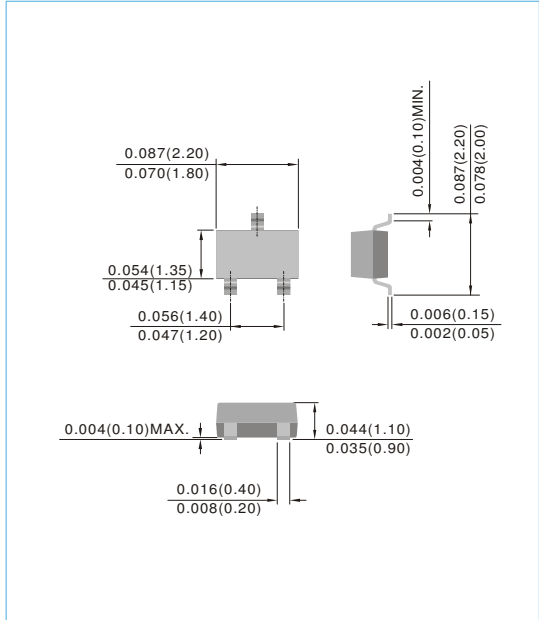
SOT-323 Unit : inch(mm)

FEATURES

- Planar Die construction
- 200mW Power Dissipation
- Zener Voltages from 2.4V~51V
- Ideally Suited for Automated Assembly Processes
- In compliance with EU RoHS 2002/95/EC directives

MECHANICAL DATA

- Case: SOT-323, Plastic
- Terminals: Solderable per MIL-STD-750, Method 2026
- Apprx. Weight: 0.0001 ounces, 0.005 grams

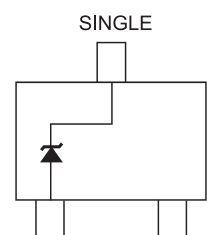


MAXIMUM RATINGS AND ELECTRICAL CHARACTERISTICS

PARAMETER	SYMBOL	VALUE	UNITS
Power Dissipation @ $T_A=25^{\circ}\text{C}$ (Note 1)	P_D	200	mW
Operating Junction Temperature and Storage Temperature Range	T_J	-55 to +150	$^{\circ}\text{C}$

NOTES:

1. Mounted on 100cm^2 (1mm thick) copper areas.





MMBZ5221BW~MMBZ5262BW

Part Number	Nominal Zener Voltage			Max. Zener Impedance				Max Reverse Leakage Current		Marking Code
	V _Z @ I _{ZT}			Z _{ZT} @ I _{ZT}		Z _{ZK} @ I _{ZK}		I _R @ V _R		
	Nom. V	Min. V	Max. V	Ω	mA	Ω	mA	μA	V	
200 mWatts Zener Diodes										
MMBZ5221BW	2.4	2.28	2.52	30	20.0	1200	0.25	100	1.0	C1
MMBZ5222BW	2.5	2.38	2.63	30	20.0	1250	0.25	100	1.0	C2
MMBZ5223BW	2.7	2.57	2.84	30	20.0	1300	0.25	75	1.0	C3
MMBZ5224BW	2.8	2.66	2.94	30	20	1400	0.25	75	1.0	C4
MMBZ5225BW	3.0	2.85	3.15	30	20.0	1600	0.25	50	1.0	C5
MMBZ5226BW	3.3	3.14	3.47	28	20.0	1600	0.25	25	1.0	D1
MMBZ5227BW	3.6	3.42	3.78	24	20.0	1700	0.25	15	1.0	D2
MMBZ5228BW	3.9	3.71	4.10	23	20.0	1900	0.25	10	1.0	D3
MMBZ5229BW	4.3	4.09	4.52	22	20.0	2000	0.25	5.0	1.0	D4
MMBZ5230BW	4.7	4.47	4.94	19	20.0	1900	0.25	5.0	2.0	D5
MMBZ5231BW	5.1	4.85	5.36	17	20.0	1600	0.25	5.0	2.0	E1
MMBZ5232BW	5.6	5.32	5.88	11	20.0	1600	0.25	5.0	3.0	E2
MMBZ5233BW	6.0	5.7	6.3	7.0	20	1600	0.25	5.0	3.5	E3
MMBZ5234BW	6.2	5.89	6.51	7	20.0	1000	0.25	5.0	4.0	E4
MMBZ5235BW	6.8	6.46	7.14	5	20.0	750	0.25	3.0	5.0	E5
MMBZ5236BW	7.5	7.13	7.88	6	20.0	500	0.25	3.0	6.0	F1
MMBZ5237BW	8.2	7.79	8.61	8	20.0	500	0.25	3.0	6.0	F2
MMBZ5238BW	8.7	8.27	9.14	8	20.0	600	0.25	3.0	6.5	F3
MMBZ5239BW	9.1	8.65	9.56	10	20.0	600	0.25	3.0	6.5	F4
MMBZ5240BW	10	9.50	10.50	17	20.0	600	0.25	3.0	8.0	F5
MMBZ5241BW	11	10.45	11.55	22	20.0	600	0.25	2.0	8.4	H1
MMBZ5242BW	12	11.40	12.60	30	20.0	600	0.25	1.0	9.1	H2
MMBZ5243BW	13	12.35	13.65	13	9.5	600	0.25	0.5	9.9	H3
MMBZ5244BW	14	13.30	14.70	15	9.0	600	0.25	0.1	10.5	H4
MMBZ5245BW	15	14.25	15.75	16	8.5	600	0.25	0.1	11	H5
MMBZ5246BW	16	15.20	16.80	17	7.8	600	0.25	0.1	12	J1
MMBZ5247BW	17	16.15	17.85	19	7.5	600	0.25	0.1	13	J2
MMBZ5248BW	18	17.10	18.90	21	7.0	600	0.25	0.1	14	J3
MMBZ5249BW	19	18.05	19.95	23	6.6	600	0.25	0.1	14	J4
MMBZ5250BW	20	19.00	21.00	25	6.2	600	0.25	0.1	15	J5
MMBZ5251BW	22	20.90	23.10	29	5.6	600	0.25	0.1	17	K1
MMBZ5252BW	24	22.80	25.20	33	5.2	600	0.25	0.1	18	K2
MMBZ5253BW	25	23.75	26.25	35	5.0	600	0.25	0.1	19	K3
MMBZ5254BW	27	25.65	28.35	41	5.0	600	0.25	0.1	21	K4
MMBZ5255BW	28	26.60	29.40	44	4.5	600	0.25	0.1	21	K5
MMBZ5256BW	30	28.50	31.50	49	4.2	600	0.25	0.1	23	M1
MMBZ5257BW	33	31.35	34.65	58	3.8	700	0.25	0.1	25	M2
MMBZ5258BW	36	34.20	37.80	70	3.4	700	0.25	0.1	27	M3
MMBZ5259BW	39	37.05	40.95	80	3.2	800	0.25	0.1	30	M4
MMBZ5260BW	43	40.85	45.15	93	3.0	900	0.25	0.1	33	M5
MMBZ5261BW	47	44.65	49.35	105	2.7	1000	0.25	0.1	36	N1
MMBZ5262BW	51	48.45	53.55	125	2.5	1100	0.25	0.1	39	N2



MMBZ5221BW~MMBZ5262BW

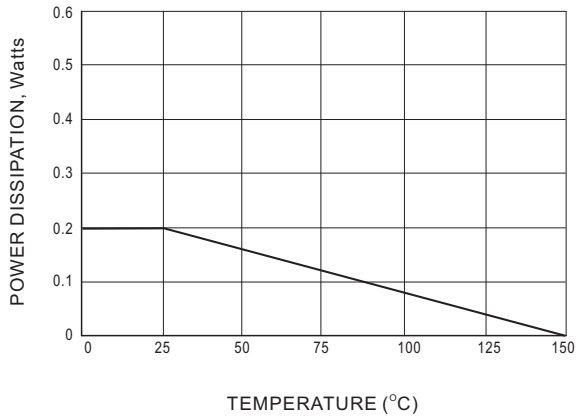


Fig.1 STEADY STATE POWER DERATING

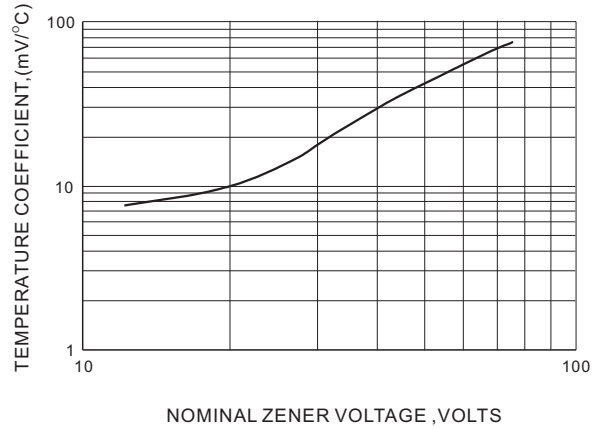


Fig.2 TEMPERATURE COEFFICIENTS

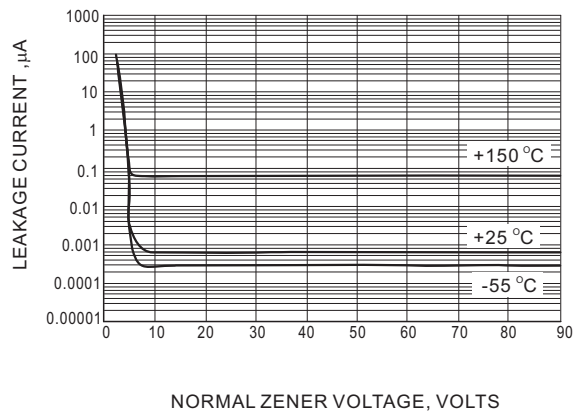


Fig.3 TYPICAL LEAKAGE CURRENT

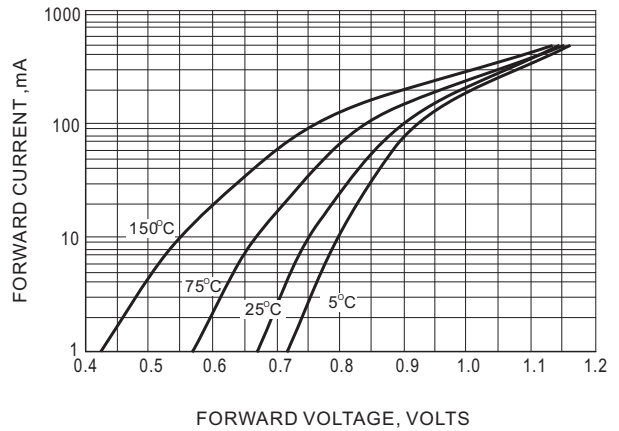
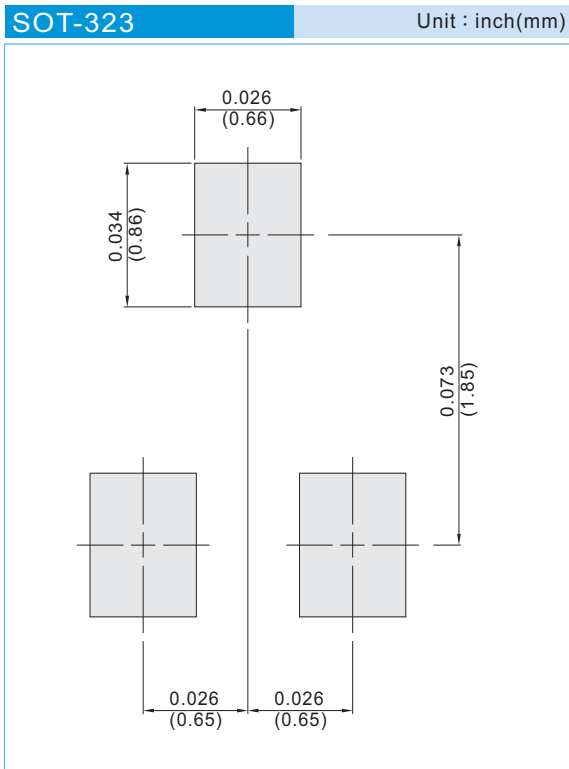


Fig.4 TYPICAL FORWARD VOLTAGE



MMBZ5221BW~MMBZ5262BW

MOUNTING PAD LAYOUT



ORDER INFORMATION

- Packing information
 - T/R - 12K per 13" plastic Reel
 - T/R - 3K per 7" plastic Reel

LEGAL STATEMENT

Copyright PanJit International, Inc 2011

The information presented in this document is believed to be accurate and reliable. The specifications and information herein are subject to change without notice. Pan Jit makes no warranty, representation or guarantee regarding the suitability of its products for any particular purpose. Pan Jit products are not authorized for use in life support devices or systems. Pan Jit does not convey any license under its patent rights or rights of others.