



Series 970 PowerTrip™ Connectors and Accessories

Receptacle Connectors

970-008 PC Tail Receptacles

970-008 RECEPTACLES WITH SIZE #8 PC TAILS



Series 970 PowerTrip™ receptacles with size #8 PC tail contacts for direct termination to circuit boards. Contacts are factory-installed and are non-removable. These connectors feature high ampacity LouverBand contacts. Coupling threads are triple-start ACME type. EMI protected with ground spring and splined backshell interface. Standard contacts are silver plated high conductivity copper alloy, or choose gold-plated contacts for improved corrosion protection. Fluorosilicone rubber gaskets and epoxy potting provide watertight sealing. Connector shell has integral standoffs.

- EMI Protected
- High Ampacity Contacts
- PC Board terminals
- Harsh Environment

PRODUCT FACTS

2000 VAC Sea Level DWV Rating
-65°C to +200°C Operating Temperature
6 Feet Water Immersion, 48 Hours
65 dB min. Attenuation, up to 10GHz
2000 Cycles Mating Durability
MIL-S 901 Grade A High-Impact Shock
43 g Random Vibration

HOW TO ORDER

SERIES	SHELL MATL AND FINISH	SHELL SIZE - INSERT ARRANGEMENT	CONTACT TYPE AND PLATING	PC TAIL LENGTH	MOUNTING HOLE OPTION	KEY POS.
970-008 Low Profile Square Flange Panel Mount Receptacle with Printed Circuit Terminals	ME Aluminum, Electroless Nickel Finish	18-2 2#8 	P1 Pin Contacts, Silver Plating*	A .125 (3.18)	N Thru-Hole	-1 Position 1
	MT Aluminum, Nickel-PTFE Finish	18-4 2#8, 2 #12 	P2 Pin Contacts, Gold Plating	B .250 (6.35)	T Clinch Nuts Installed in Mounting Holes for Back Panel Mounting.	-2 Position 2
	NF Aluminum, Olive Drab Cadmium	20-3 3 #8 	S1 Socket Contacts, Silver Plating*	C .375 (9.53)		-3 Position 3
	ZR Aluminum, Black Zinc-Nickel Finish	20-4 4#8 	S2 Socket Contacts, Gold Plating			-4 Position 4
	Z1 Passivated Stainless Steel	20-5 3#8, 2 #12 				-5 Position 5
		20-7 3#8, 4 #16 				-6 Position 6
		24-5 5 #8 				
	Sample Part Number					
970-008	MT	24-5	P2	A	N	-1

* Size 12 and 16 contacts are gold-plated. Size 8, 4 and 1/0 are silver plated.

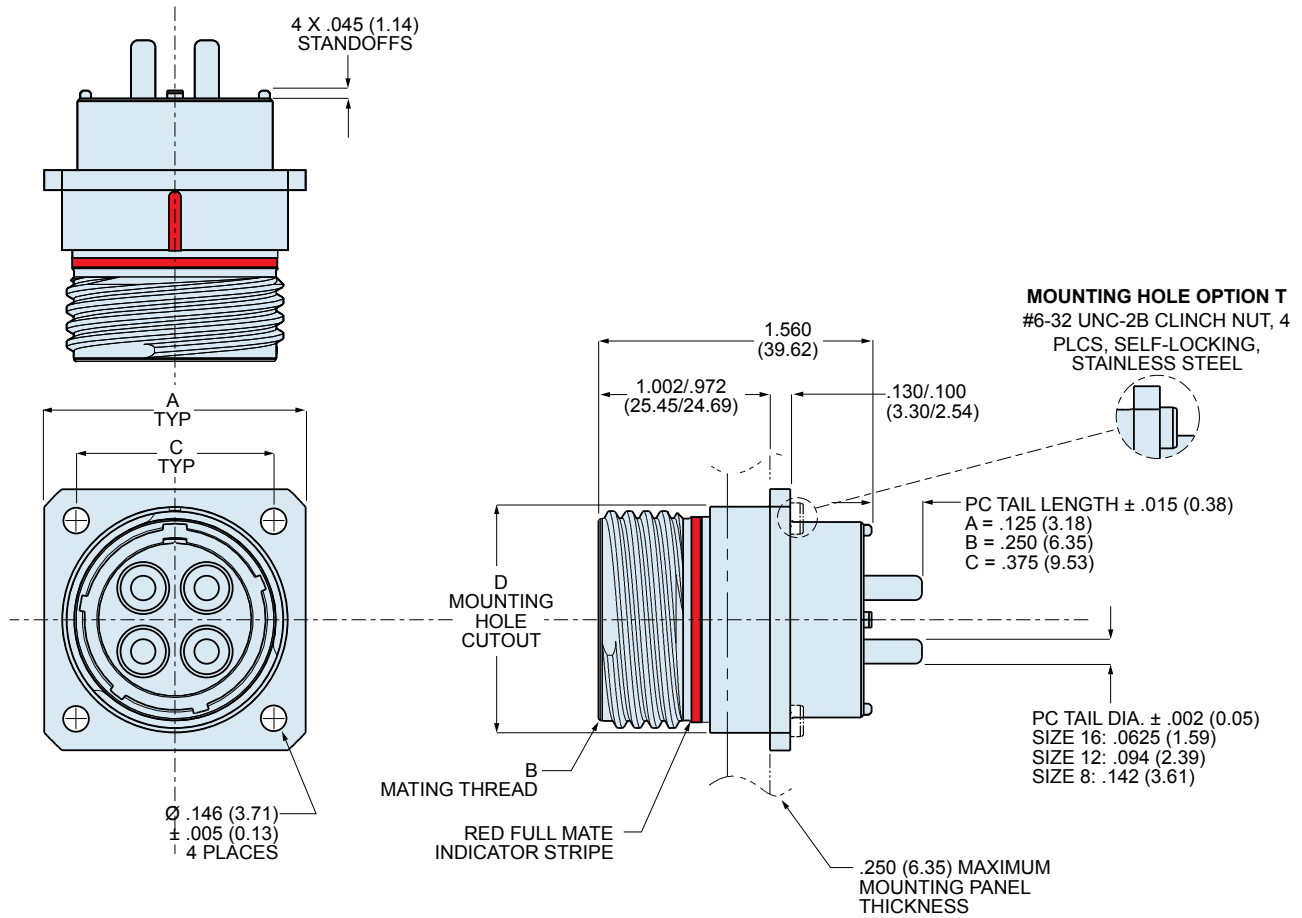
D

Series 970 PowerTrip™ Connectors and Accessories
 Receptacle Connectors
 970-008 PC Tail Receptacles



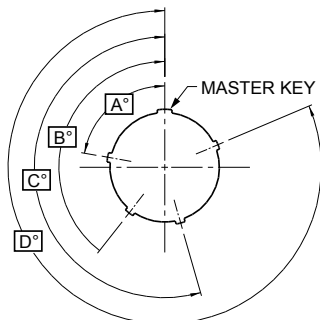
Receptacle Connectors

970-008 PC TAIL RECEPTACLE



D

DIMENSIONS							
Shell Size	A		B Mating Thread	C		ø D	
	In.	mm.		In.	mm.	In.	mm.
18	1.383	35.13	1.125-.1P-.3L-TS-2A	1.015	25.78	1.187	30.15
20	1.508	38.30	1.250-.1P-.3L-TS-2A	1.140	28.96	1.374	34.90
24	1.718	43.64	1.500-.1P-.3L-TS-2A	1.281	32.54	1.562	39.67

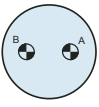
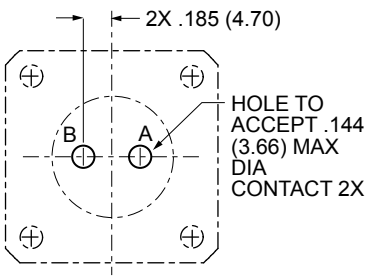
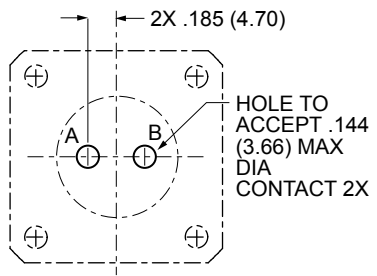
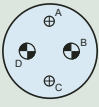
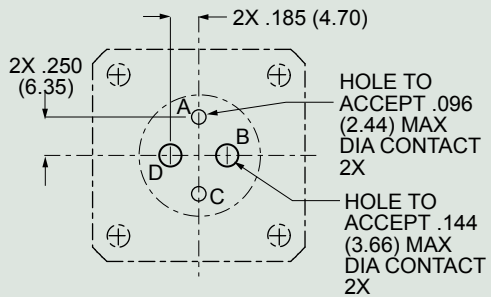
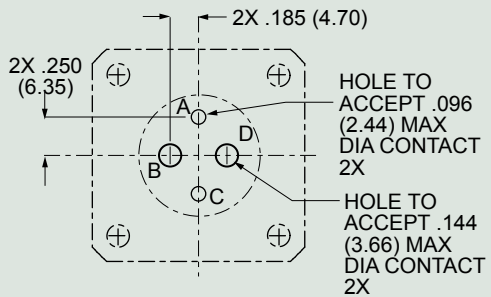
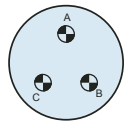
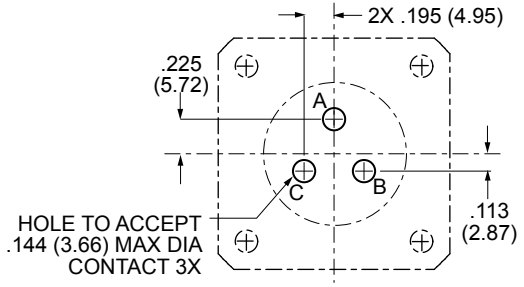
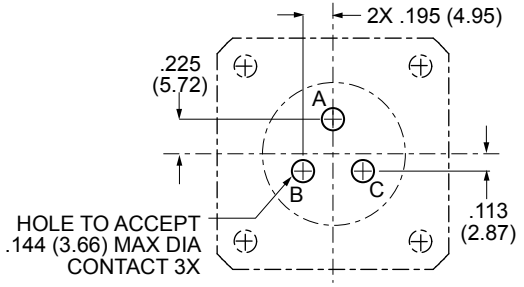
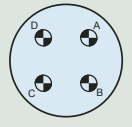
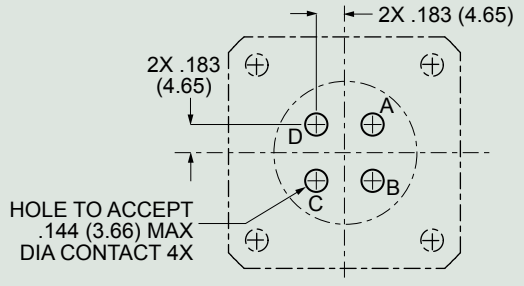
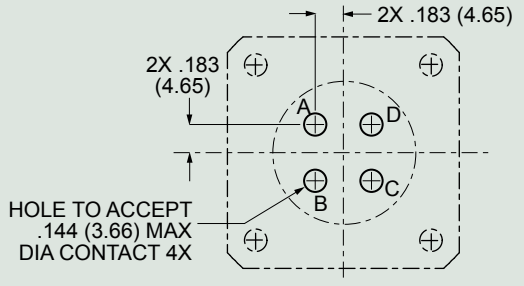


KEY POSITIONS				
Position	A°	B°	C°	D°
1	80	142	196	293
2	135	170	200	310
3	49	169	200	244
4	66	140	200	257
5	62	145	180	280
6	79	153	197	272



Series 970 PowerTrip™ Connectors and Accessories
Receptacle Connectors
970-008 PC Tail Receptacles

970-008 PRINTED CIRCUIT BOARD PATTERNS

Contact Arrangement	Component Mounting Side of PCB	
 18-2 2#8 Contacts	 18-2P Pin Connector	 18-2S Socket Connector
 18-4 2#8 Contacts, 2 #12 Contacts	 18-4P Pin Connector	 18-4S Socket Connector
 20-3 3#8 Contacts	 20-3P Pin Connector	 20-3S Socket Connector
 20-4 4#8 Contacts	 20-4P Pin Connector	 20-4S Socket Connector

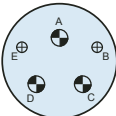
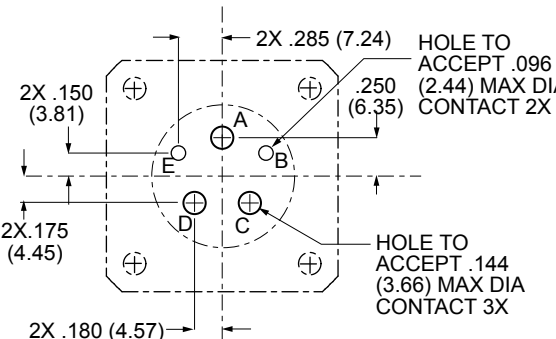
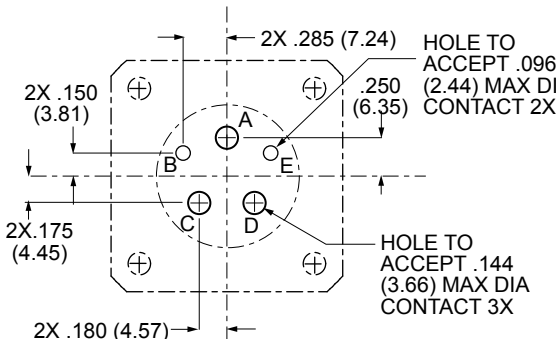
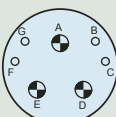
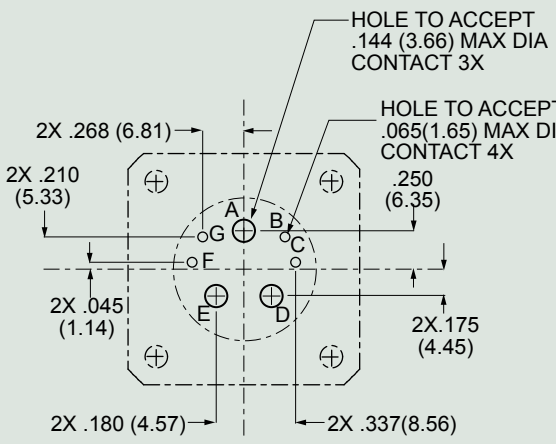
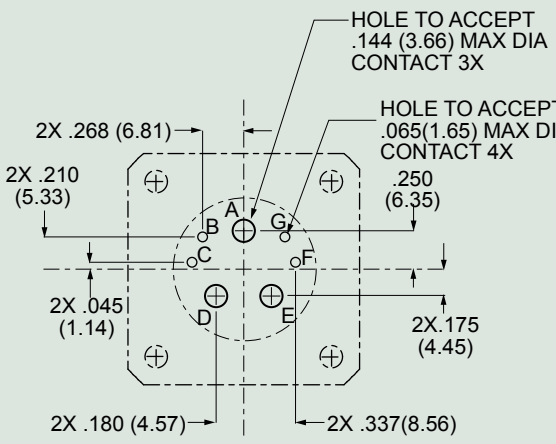
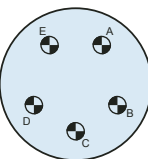
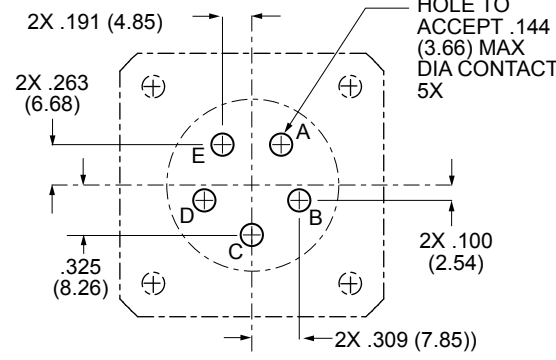
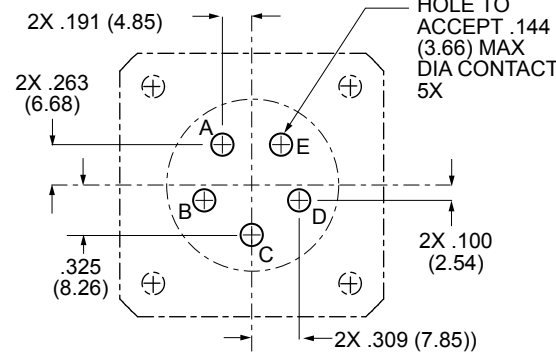
D

Series 970 PowerTrip™ Connectors and Accessories
 Receptacle Connectors
 970-008 PC Tail Receptacles



Receptacle
Connectors

970-008 PRINTED CIRCUIT BOARD PATTERNS

Contact Arrangement	Component Mounting Side of PCB	
 <p>20-5 3 #8 Contacts, 2 #12 Contacts</p>	 <p>2X .150 (3.81) 2X .175 (4.45) 2X .180 (4.57) 2X .285 (7.24) .250 (6.35) HOLE TO ACCEPT .096 (2.44) MAX DIA CONTACT 2X HOLE TO ACCEPT .144 (3.66) MAX DIA CONTACT 3X</p> <p>20-5P Pin Connector</p>	 <p>2X .150 (3.81) 2X .175 (4.45) 2X .180 (4.57) 2X .285 (7.24) .250 (6.35) HOLE TO ACCEPT .096 (2.44) MAX DIA CONTACT 2X HOLE TO ACCEPT .144 (3.66) MAX DIA CONTACT 3X</p> <p>20-5S Socket Connector</p>
 <p>20-7 3 #8 Contacts, 4 #16 Contacts</p>	 <p>2X .210 (5.33) 2X .045 (1.14) 2X .180 (4.57) 2X .268 (6.81) .250 (6.35) HOLE TO ACCEPT .144 (3.66) MAX DIA CONTACT 3X HOLE TO ACCEPT .065 (1.65) MAX DIA CONTACT 4X</p> <p>20-7P Pin Connector</p>	 <p>2X .210 (5.33) 2X .045 (1.14) 2X .180 (4.57) 2X .268 (6.81) .250 (6.35) HOLE TO ACCEPT .144 (3.66) MAX DIA CONTACT 3X HOLE TO ACCEPT .065 (1.65) MAX DIA CONTACT 4X</p> <p>20-7S Socket Connector</p>
 <p>24-5 5 #8 Contacts</p>	 <p>2X .191 (4.85) 2X .263 (6.68) .325 (8.26) 2X .100 (2.54) 2X .309 (7.85) HOLE TO ACCEPT .144 (3.66) MAX DIA CONTACT 5X</p> <p>24-5P Pin Connector</p>	 <p>2X .191 (4.85) 2X .263 (6.68) .325 (8.26) 2X .100 (2.54) 2X .309 (7.85) HOLE TO ACCEPT .144 (3.66) MAX DIA CONTACT 5X</p> <p>24-5S Socket Connector</p>

D