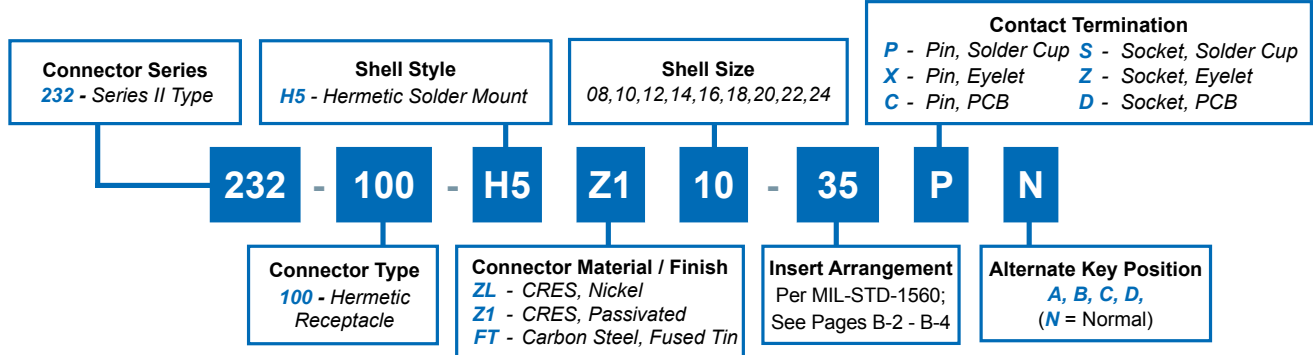


# 232-100-H5 Solder Mount Hermetic Receptacle MIL-DTL-38999 Series II Type



## How To Order: Commercial




**B**

HERMETIC LEAK RATE MOD CODES	
Designator	Required Leak Rate
-585A	1 x 10 <sup>-10</sup> cc Helium per second
-585B	1 x 10 <sup>-9</sup> cc Helium per second
-585C	1 x 10 <sup>-8</sup> cc Helium per second

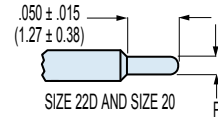
TABLE I: CONNECTOR DIMENSIONS				
SHELL SIZE	ø A ± .011 (0.3)	ø B	C MAX	ø H ±.005 (0.1)
8/08	.687 (17.45)	.563 (14.3) .557 (14.1)	.125 (3.2)	.570 (14.5)
10	.797 (20.2)	.673 (17.1) .667 (16.9)		.680 (17.3)
12	.906 (23.0)	.782 (19.9) .776 (19.7)		.789 (20.0)
14	1.031 (26.2)	.907 (23.0) .901 (22.9)		.914 (23.2)
16	1.156 (29.4)	1.032 (26.2) 1.027 (26.1)		1.039 (26.4)
18	1.281 (32.5)	1.157 (29.4) 1.151 (29.2)		1.164 (29.6)
20	1.375 (34.9)	1.251 (31.8) 1.245 (31.6)		1.258 (32.0)
22	1.500 (38.1)	1.376 (35.0) 1.370 (34.8)	.156 (4.0)	1.383 (35.1)
24	1.625 (41.3)	1.501 (38.1) 1.495 (38.0)		1.508 (38.3)

TABLE II: CONTACT SIZE

PRINTED CIRCUIT TAIL CONFIGURATIONS  
CONTACT STYLE C AND D



SIZE 12 AND SIZE 16



SIZE 22D AND SIZE 20

Contact Size	ø P
22D	.011 (0.28) .015 (0.38)
20	.024 (0.61) .028 (0.71)
16	.0635 (1.61) .0615 (1.56)
12	.095 (2.41) .093 (2.36)

WIRE ACCOMODATION

Contact Size	Wire Gauge
22D	#22 - #28
20	#20 - #24
16	#16 - #20
12	#12 - #14

Dimensions in Inches (millimeters) are subject to change without notice.