



801-012

**Series 801 Mighty Mouse Hermetic Receptacle
Double-Start ACME Threads How to Order Information**



Series 801 Hermetic Receptacles feature 304L stainless steel shells, fused vitreous glass insulators and Alloy 52 iron alloy contacts.

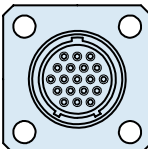
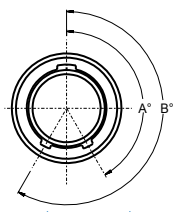
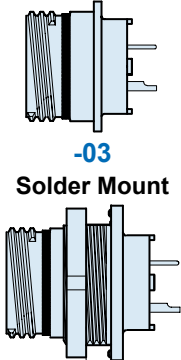

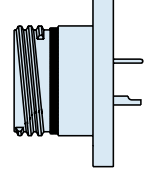
1 X 10⁻⁷ cc/second maximum helium leak rate.

Three Shell Styles: solder mount, jam nut or square flange.

Solder Cup Contacts or **PC Tail Contacts** for attachment to flexible or rigid circuits or rigid boards.

C

Series 801 Solder Mount Hermetic

HOW TO ORDER																										
Sample Part Number																										
801-012	-03	Z1	7-10	P	A																					
Series	Shell Style	Shell Material / Finish	Shell Size/Insert Arrangement	Contact Type	Shell Key Position																					
801-012 Hermetic Receptacles with Printed Circuit Board Contacts or Solder Cup Contacts	 -02 Square Flange	Z1 Stainless Steel / Passivated ZL Stainless Steel / Nickel Plated *Titanium and Inconel® shell materials are available. Consult factory for ordering information.	See Page C-4 for Contact Arrangements	P Pin, Solder Cup C Pin, PC Tail S Socket, Solder Cup D Sockets, PC Tail	A Normal B Pos. B C Pos. C D Pos. D E Pos. E F Pos. F 																					
	 -03 Solder Mount																									
	 -07 Jam Nut																									
	 -013 Weld Mount																									
					<table border="1"> <thead> <tr> <th></th> <th>A°</th> <th>B°</th> </tr> </thead> <tbody> <tr> <td>A</td> <td>150°</td> <td>210°</td> </tr> <tr> <td>B</td> <td>75°</td> <td>210°</td> </tr> <tr> <td>C</td> <td>95°</td> <td>230°</td> </tr> <tr> <td>D</td> <td>140°</td> <td>275°</td> </tr> <tr> <td>E</td> <td>75°</td> <td>275°</td> </tr> <tr> <td>F</td> <td>95°</td> <td>210°</td> </tr> </tbody> </table>		A°	B°	A	150°	210°	B	75°	210°	C	95°	230°	D	140°	275°	E	75°	275°	F	95°	210°
	A°	B°																								
A	150°	210°																								
B	75°	210°																								
C	95°	230°																								
D	140°	275°																								
E	75°	275°																								
F	95°	210°																								

Dimensions in Inches (millimeters) are subject to change without notice.

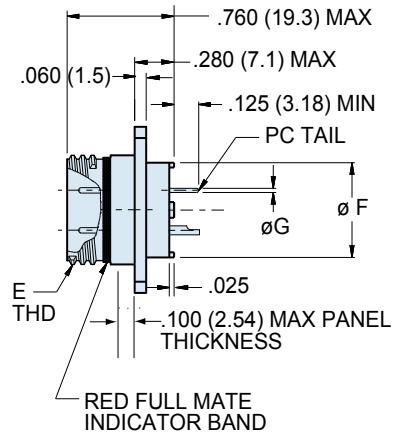
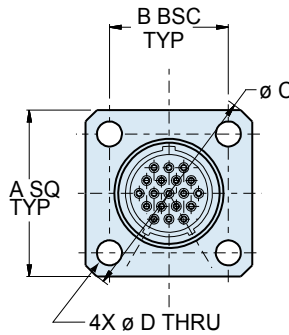
801-012-02

Series 801 Mighty Mouse Hermetic Receptacles
 Double-Start ACME Threads • Square Flange
 Connector Dimensions



Series 80
 Mighty Mouse

HERMETIC LEAK RATE MOD CODES	
Designator	Required Leak Rate
-585A	1 x 10 ⁻¹⁰ cc Helium per second
-585B	1 x 10 ⁻⁹ cc Helium per second
-585C	1 x 10 ⁻⁸ cc Helium per second



C

DIMENSIONS												
Shell Size	A		B BSC		Ø C		Ø D		E Thread	Ø F		Ø G Tail Dia
	In.	mm.	In.	mm.	In.	mm.	In. ±.003	mm. ± 0.08		In.	mm.	
5	.530	13.46	.363	9.22	.680	17.27	.093	2.36	.3125-.05P-.1L-2A	.244	6.20	#23 .018/.022 (0.46/0.56)
6	.590	14.99	.423	10.74	.750	19.05	.093	2.36	.375-.05P-1L-2A	.330	8.38	
7	.650	16.51	.483	12.27	.850	21.59	.093	2.36	.4375-.05P-1L2A	.432	10.97	
8	.712	18.08	.545	13.84	.938	23.83	.093	2.36	.5000-.05P-1L2A	.493	12.52	#16 .060/.064 (1.52/1.63)
9	.850	21.59	.607	15.42	1.125	28.58	.128	3.25	.5625-.05P-.1L-2A	.551	14.00	
10	.890	22.61	.670	17.02	1.188	30.18	.128	3.25	.6250-.05P-1L2A	.620	15.75	
13	1.030	26.16	.812	20.62	1.375	34.93	.128	3.25	.8125-.1P-.2L-2A	.703	17.86	#12 .092/.096 (2.34/2.44)
16	1.219	31.96	.981	24.92	1.625	41.28	.128	3.25	1.000-.1P-.2L-2A	.863	21.92	
17	1.280	32.51	1.060	26.92	1.700	43.18	.128	3.25	1.062-.1P-.2L-2A	.912	23.16	
21	1.430	36.32	1.205	30.61	1.938	49.23	.128	3.25	1.3125-.1P-.2L-2A	1.170	29.72	

SERIES 801 PANEL CUTOUT							
Shell Size	Ø A		Ø B		Ø C		
	In.	mm.	In.	mm.	In.	mm.	
5	.330	8.38	.363	9.22	.093	2.36	
6	.390	9.91	.423	10.74	.093	2.36	
7	.450	11.43	.483	12.27	.093	2.36	
8	.510	12.95	.545	13.84	.093	2.36	
9	.575	14.61	.607	15.42	.128	3.25	
10	.640	16.26	.670	17.02	.128	3.25	
13	.825	20.96	.812	20.65	.128	3.25	
16	1.015	25.78	.981	24.92	.128	3.25	
17	1.075	27.31	1.060	26.92	.128	3.25	
21	1.325	33.66	1.205	30.61	.128	3.25	

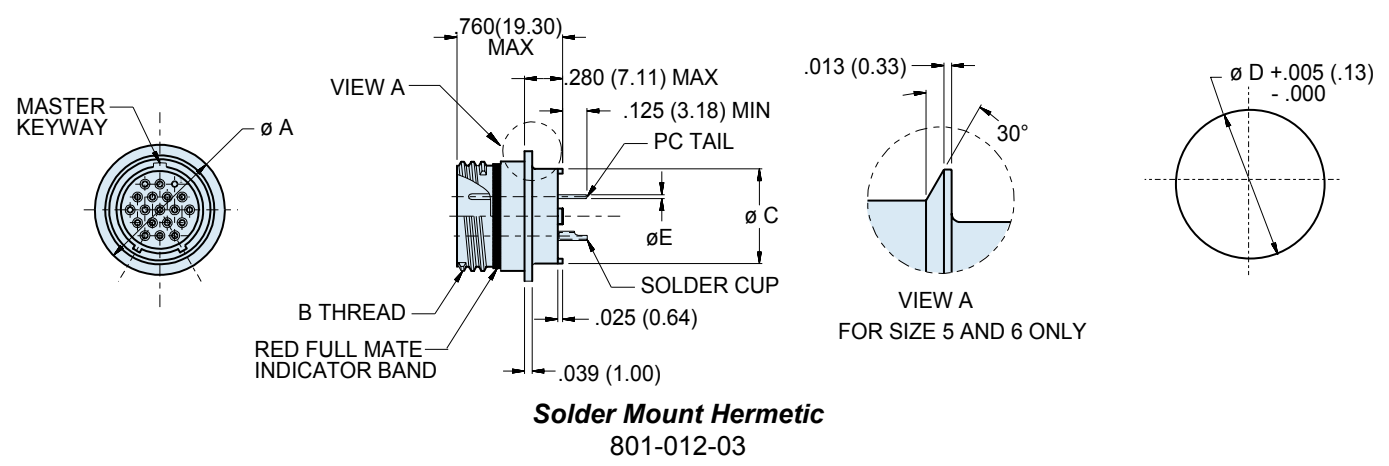
KEY POSITIONS		
	A°	B°
A	150°	210°
B	75°	210°
C	95°	230°
D	140°	275°
E	75°	275°
F	95°	210°

Dimensions in Inches (millimeters) are subject to change without notice.



801-012-03
Series 801 Mighty Mouse Hermetic Receptacles
 Double-Start ACME Threads • Solder Mount
 Connector Dimensions

C



DIMENSIONS								
Shell Size	Ø A		B Thread	Ø C		Ø D Panel Cutout		Ø E Tail Dia.
	In.	mm.		In.	mm.	In.	mm.	
5	.395	10.03	.3125-.05P-.1L-2A	.244	6.20	.319	8.10	#23 .018/.022 (0.46/0.56)
6	.455	11.56	.375-.05P-.1L-2A	.330	8.38	.376	9.55	
7	.520	13.21	.4375-.05P-.1L-2A	.432	11.97	.438	11.13	#20 .024/.028 (0.61/0.71)
8	.580	14.73	.5000-.05P-.1L-2A	.493	12.52	.438	11.13	
9	.645	16.38	.5625-.05P-.1L-2A	.551	14.00	.563	14.30	#16 .060/.064 (1.52/1.63)
10	.705	18.01	.6250-.05P-.1L-2A	.620	15.75	.438	11.13	
13	.895	22.73	.8125-.1P-.2L-2A	.703	17.86	.814	20.68	#12 .092/.096 (2.34/2.44)
16	1.080	27.43	1.000-.1P-.2L-2A	.863	21.92	1.007	25.58	
17	1.145	29.08	1.062-.1P-.2L-2A	.912	23.16	1.067	27.10	
21	1.395	35.43	1.3125-.1P-.2L-2A	1.170	29.72	1.320	33.53	

KEY POSITIONS		
	A°	B°
A	150°	210°
B	75°	210°
C	95°	230°
D	140°	275°
E	75°	275°
F	95°	210°

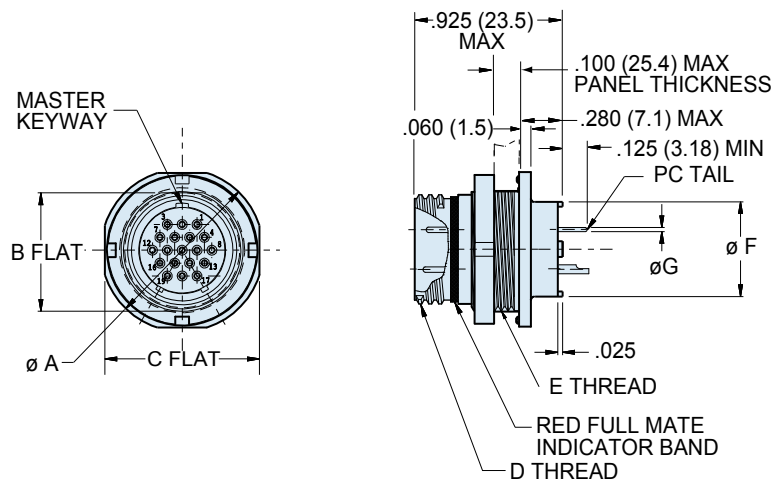
Dimensions in Inches (millimeters) are subject to change without notice.

801-012-07

Series 801 Mighty Mouse Hermetic Receptacle
with Double-Start ACME Threads • Jam-Nut Mount
Connector Dimensions



Series 80
Mighty Mouse



C

DIMENSIONS											
Shell Size	Ø A		B Flat		C Flat		D Thread	E Thread UN-2A	Ø F		Ø G Tail Dia.
	In.	mm.	In.	mm.	In.	mm.			In.	mm.	
5	.575	14.61	.350	8.89	.545	13.84	.3125-.05P-.1L-2A	.375-28	.244	6.20	#23 .018/.022 (0.46/0.56)
6	.635	16.13	.410	10.41	.595	15.11	.375-.05P-.1L-2A	.4375-28	.330	8.38	#20 .024/.028 (0.61/0.71)
7	.755	19.18	.536	13.61	.723	18.36	.4375-.05P-1L2A	.5625-32	.432	10.97	#20 .024/.028 (0.61/0.71)
8	.755	19.18	.536	13.61	.723	18.36	.5000-.05P-1L-2A	.5625-32	.493	12.52	#16 .060/.064 (1.52/1.63)
9	.830	21.08	.596	15.14	.790	20.07	.5625-.05P-.1L-2A	.625-28	.551	14.00	#12 .092/.096 (2.34/2.44)
10	.890	22.61	.658	16.71	.855	21.72	.6250-.05P-1L-2A	.6875-28	.620	15.75	
13	1.078	27.38	.845	21.46	1.044	26.52	.8125-.1P-.2L-2a	.875-28	.703	17.86	
16	1.264	32.11	1.022	25.96	1.230	31.24	1.000-.1P-.2L-2A	1.0625-20	.863	21.92	
17	1.325	33.66	1.096	27.84	1.290	32.77	1.062-.1P-.2L-2A	1.125-28	.912	23.16	
21	1.625	41.28	1.345	34.16	1.577	40.06	1.3125-.1P-.2L-2A	1.375-28	1.170	29.72	

KEY POSITIONS		
	A°	B°
A	150°	210°
B	75°	210°
C	95°	230°
D	140°	275°
E	75°	275°
F	95°	210°

SERIES 801 JAM NUT PANEL CUTOUT				
Shell Size	A Flat		Ø B	
	In. ± .002	mm. ± 0.05	In.	mm.
5	.360	9.14	.385	9.78
6	.420	10.67	.448	11.37
7	.551	14.00	.573	14.55
8	.551	14.00	.573	14.55
9	.609	15.47	.635	16.13
10	.671	17.04	.698	17.73
13	.859	21.82	.885	22.48
16	1.038	26.37	1.075	27.31
17	1.111	28.22	1.135	28.83
21	1.354	34.39	1.385	35.18

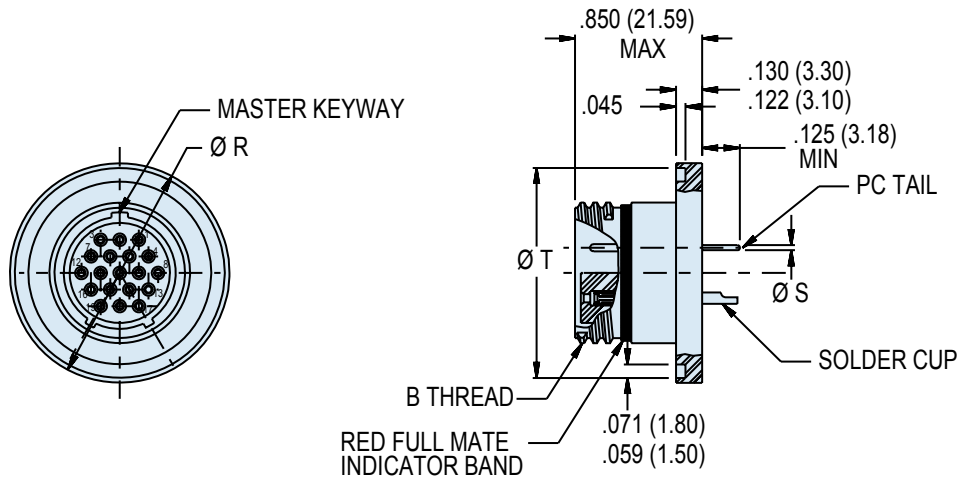
Dimensions in Inches (millimeters) are subject to change without notice.



801-012-013

**Series 801 Mighty Mouse Hermetic Receptacle
with Double-Start ACME Threads • Weld Mount
Connector Dimensions**

C



DIMENSIONS					
Shell Size	Ø R		Ø T		Ø S Tail Dia.
	In.	mm.	In.	mm.	
5	.600	15.24	.555	14.10	#23 .018/.022 (0.46/0.56)
6	.665	16.89	.620	15.75	
7	.730	18.54	.685	17.40	
8	.788	20.02	.745	18.92	#20 .024/.028 (0.61/0.71)
9	.912	23.16	.869	22.07	
10	.975	24.77	.933	23.70	#16 .060/.064 (1.52/1.63)
13	1.162	29.51	1.119	28.42	
16	1.288	32.72	1.245	31.62	#12 .092/.096 (2.34/2.44)
17	1.360	34.54	1.315	33.40	
21	1.625	41.28	1.580	40.13	

KEY POSITIONS		
	A°	B°
A	150°	210°
B	75°	210°
C	95°	230°
D	140°	275°
E	75°	275°
F	95°	210°

SERIES 801 JAM NUT PANEL CUTOUT				
Shell Size	Ø U		Ø V Min	
	In. ± .002	mm. ± 0.05	In.	mm.
5	.606	15.39	.180	4.57
6	.671	17.04	.240	6.10
7	.736	18.69	.330	8.38
8	.794	20.17	.390	9.91
9	.918	23.32	.455	11.56
10	.981	24.92	.520	13.21
13	1.168	29.67	.610	15.49
16	1.294	32.87	.775	19.69
17	1.366	34.70	.825	20.96
21	1.631	41.43	1.080	27.43

Dimensions in Inches (millimeters) are subject to change without notice.