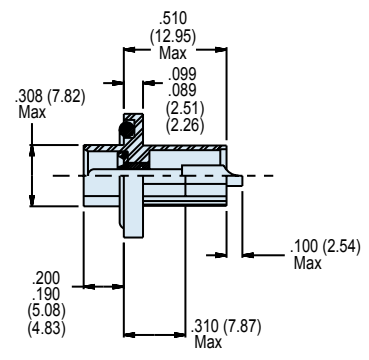
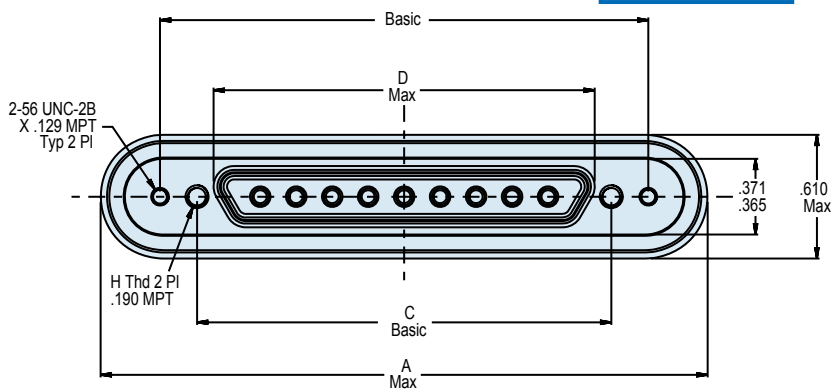
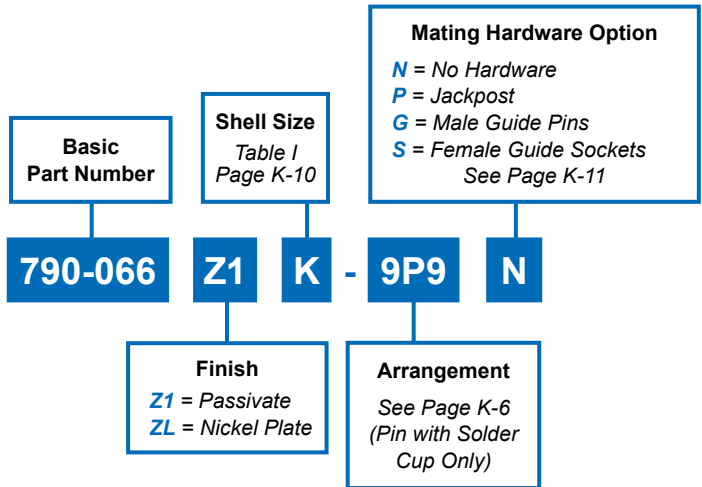


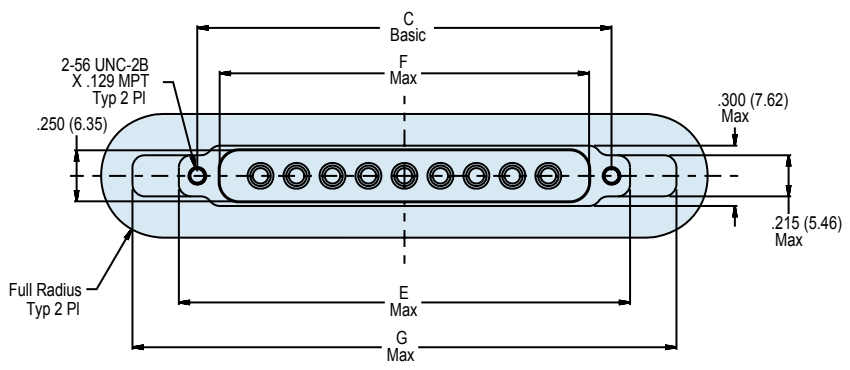
790-066
Series 79 Micro-Crimp Rear Panel Mount
Hermetic Receptacle, Pin Face
with Solder Cups



Series 79
Micro-Crimp



Shell Sizes A, B, C, D, E, F, J, & K
 See Table I For Dimensions
 Page K-10



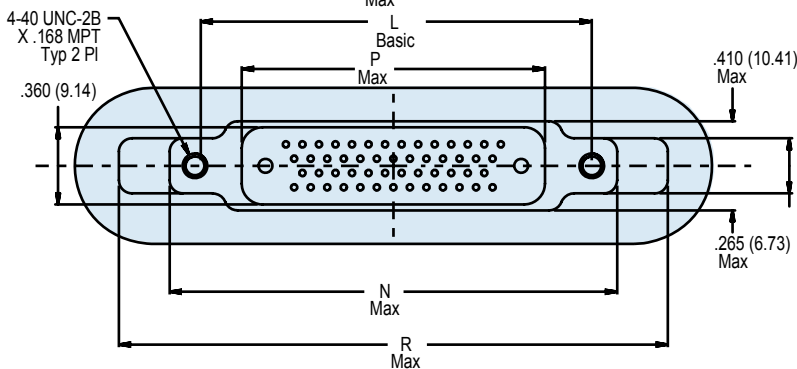
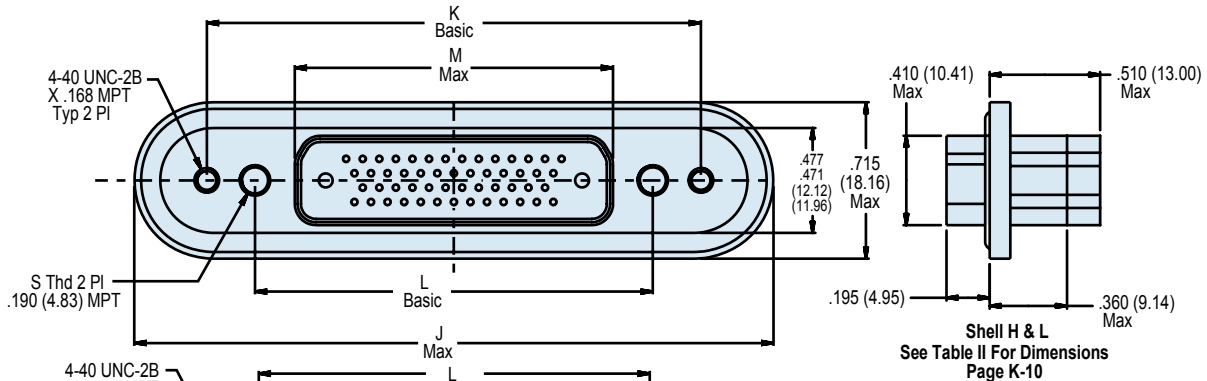
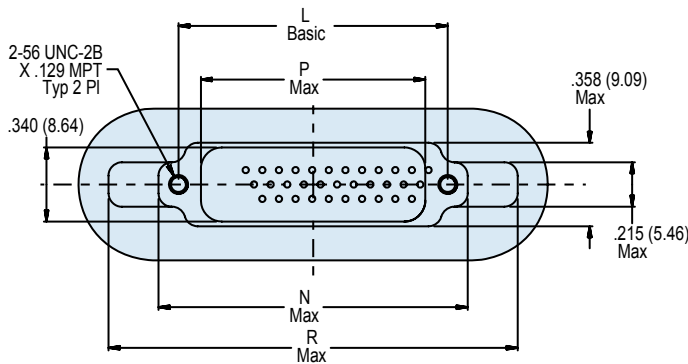
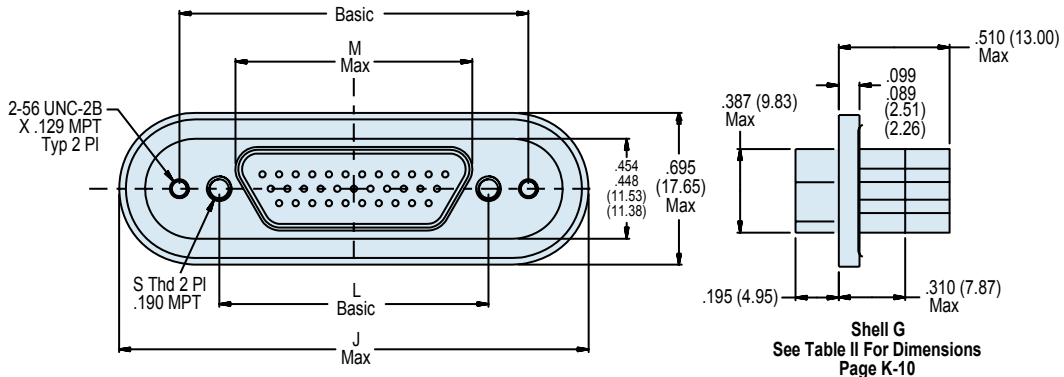
APPLICATION NOTES

- Material/Finish:
 Shell* - 300 Series CRES/passivate or 300 Series CRES/Nickel Plate
 Contacts - Nickel iron alloy/gold plate
 Insulator - Individual glass beads/N.A.
 Seals - Fluorosilicone blend/N.A.
 Mating Hardware - CRES/passivated
 *Consult factory for other shell finishes and O-Ring materials.
- Metric dimensions (mm) are indicated in parentheses.
- See Pages L-3 and L-4 for panel cut-out information.
- Test Criteria:
 Hermeticity - $<1 \times 10^{-7}$ scc He/sec @1 ATM Delta
 DWV - #23 pins: 500 VAC pin-to-shell
 #16 pins: 1000 VAC pin-to-shell
 #12 pins: 1000 VAC pin-to-shell
 I.R. - 5,000 megohms minimum @500 VDC
- Glenair 790-066 will mate with any series 79 plug with socket contacts and same shell and insert, and is designed to utilize 799-016 EMI backshells.



790-066

Series 79 Micro-Crimp Rear Panel Mount
Hermetic Receptacle, Pin Face
with Solder Cups



L

790-066

Series 79 Micro-Crimp Rear Panel Mount
Hermetic Receptacle, Pin Face
with Solder Cups



Series 79
Micro-Crimp

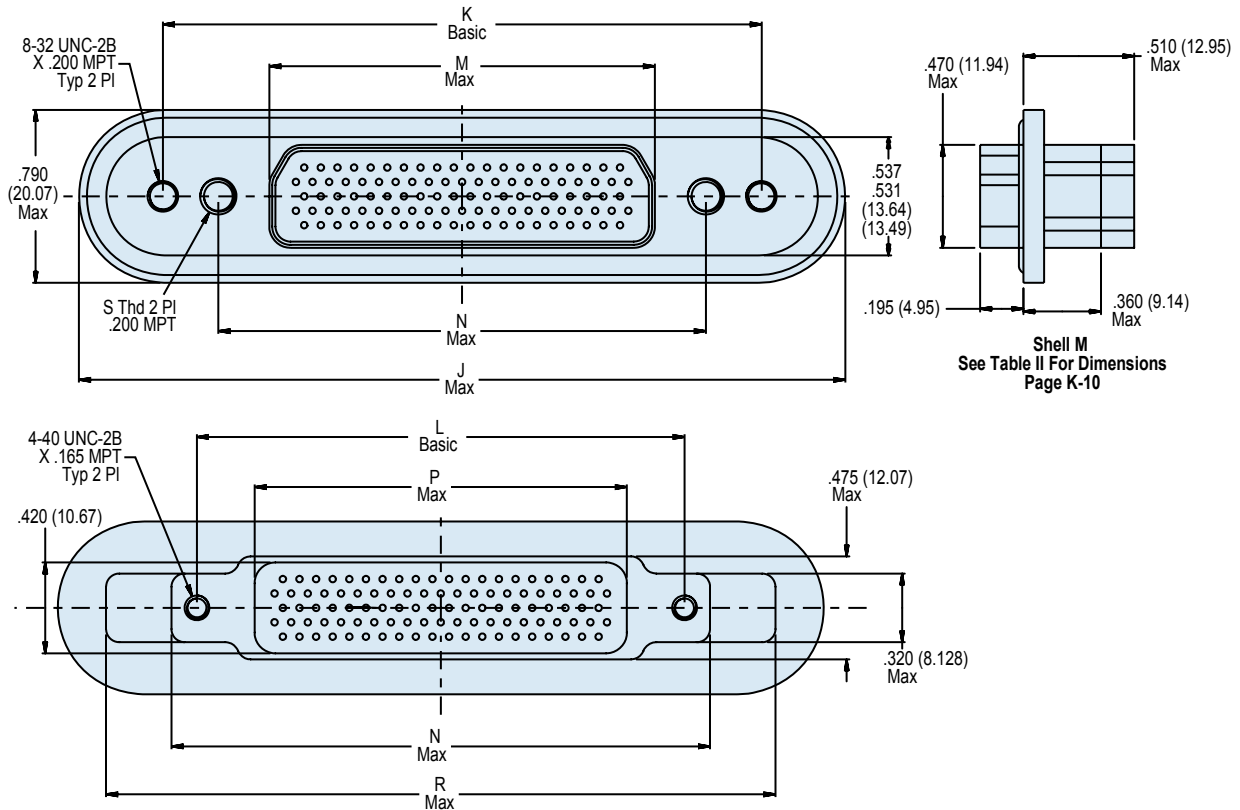


TABLE I: CONNECTOR DIMENSIONS

Shell Size	A DAL	B BASIC	C BASIC	D MAX	E MAX	F MAX	G MAX	H TYP UNC 2-B
A	1.490 (37.85)	.925 (23.50)	.565 (14.35)	.401 (10.19)	.750 (19.05)	.350 (8.89)	1.215 (30.86)	#4-40
B	1.680 (42.67)	1.075 (27.31)	.715 (18.16)	.551 (14.00)	.910 (23.11)	.500 (12.70)	1.365 (34.67)	#4-40
C	1.785 (45.34)	1.225 (31.12)	.865 (21.97)	.701 (17.81)	1.060 (26.92)	.650 (16.51)	1.515 (38.48)	#4-40
D	1.975 (50.17)	1.325 (33.66)	.965 (24.51)	.801 (20.35)	1.160 (29.46)	.750 (19.05)	1.615 (41.02)	#4-40
E	2.075 (52.71)	1.475 (37.47)	1.115 (28.32)	.951 (24.16)	1.310 (33.27)	.900 (22.86)	1.765 (44.83)	#4-40
F	2.175 (55.25)	1.625 (41.28)	1.265 (32.13)	1.101 (27.97)	1.460 (37.08)	1.050 (26.67)	1.915 (48.64)	#4-40
J	2.665 (67.69)	1.975 (50.17)	1.615 (41.02)	1.460 (37.08)	1.810 (45.97)	1.405 (35.69)	2.265 (57.53)	#4-40
K	2.960 (75.18)	2.375 (60.33)	2.015 (51.18)	1.860 (47.24)	2.210 (56.13)	1.805 (45.85)	2.665 (67.69)	#4-40

TABLE II: CONNECTOR DIMENSIONS

Shell Size	J DAL	K BASIC	L BASIC	M MAX	N MAX	P MAX	R MAX	S TYP UNC 2-B
G	2.130 (54.10)	1.575 (40.01)	1.215 (30.86)	1.079 (27.41)	1.410 (35.81)	1.020 (25.91)	1.961 (49.81)	#4-40
H	2.900 (73.66)	2.236 (56.79)	1.800 (45.72)	1.450 (36.83)	2.045 (51.94)	1.385 (35.18)	2.500 (63.50)	#6-32
L	3.100 (78.74)	2.472 (62.79)	2.036 (51.74)	1.686 (42.82)	2.281 (57.94)	1.625 (41.28)	2.736 (69.49)	#6-32
M	3.475 (88.27)	2.700 (68.58)	2.000 (50.80)	1.745 (44.32)	2.485 (63.12)	1.690 (42.93)	3.085 (78.36)	#6-32



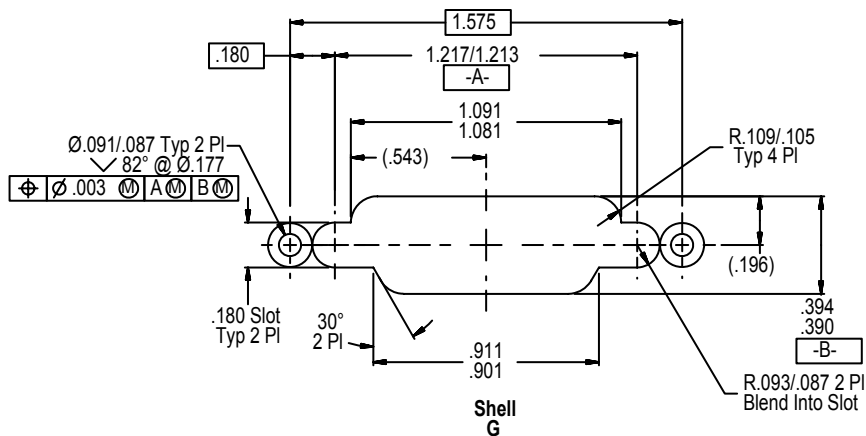
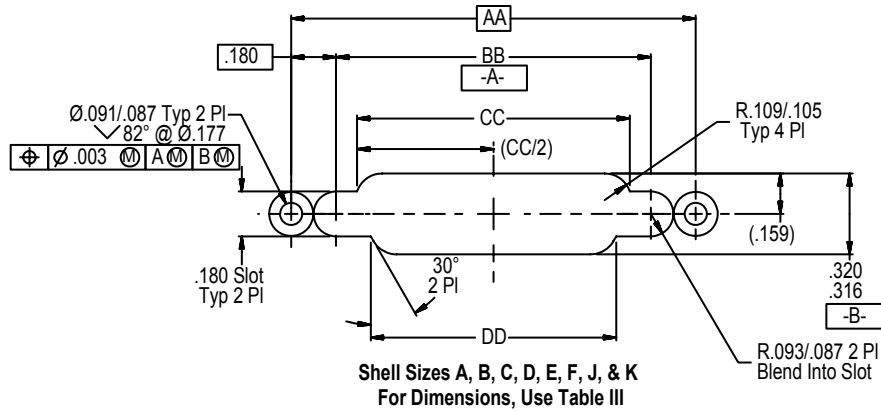
790-066

Series 79 Micro-Crimp Rear Panel Mount
Hermetic Receptacle, Pin Face
with Solder Cups

TABLE III: CONNECTOR DIMENSIONS

Shell Size	AA BASIC	BB ±.002 (0.05)	CC ±.005 (0.13)	DD ±.005 (0.13)
A	.925 (23.50)	.565 (14.35)	.396 (10.06)	.286 (7.26)
B	1.075 (27.31)	.715 (18.16)	.546 (13.87)	.436 (11.07)
C	1.225 (31.12)	.865 (21.97)	.696 (17.68)	.586 (14.88)
D	1.325 (33.66)	.965 (24.51)	.796 (20.22)	.686 (17.42)
E	1.475 (37.47)	1.115 (28.32)	.946 (24.03)	.836 (21.23)
F	1.625 (41.28)	1.265 (32.13)	1.096 (27.84)	.986 (25.04)
J	1.975 (50.17)	1.615 (41.02)	1.448 (36.78)	1.345 (35.16)
K	2.375 (60.33)	2.015 (51.18)	1.848 (46.94)	1.740 (44.20)

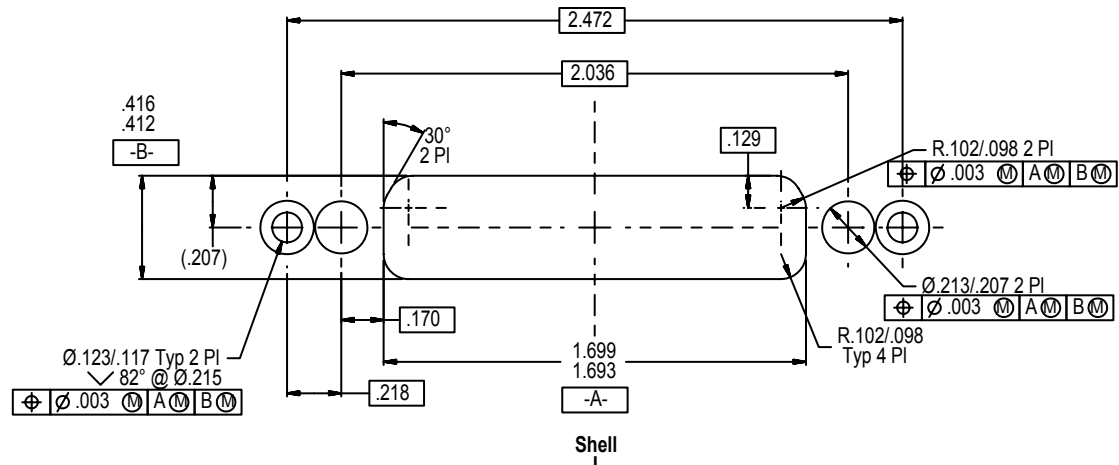
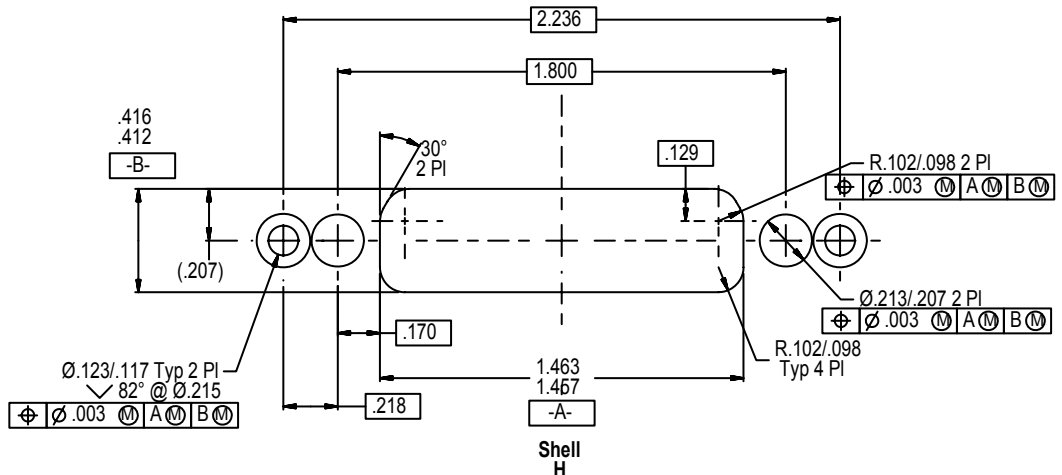
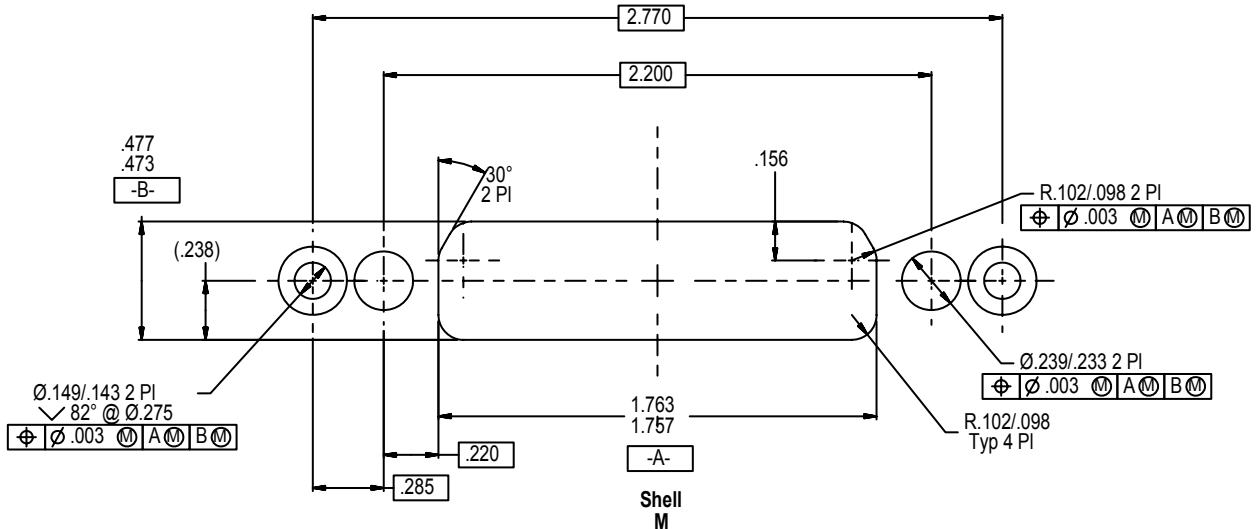
P Jackpost		Connector Supplied With Non-removable Jackpost. Shell Size "M" Has 6-32-unc Thread. Shell Sizes "H" And "L" Have 4-40 UNC-2B Thread. All Other Sizes Have 2-56 UNC-2B Thread.
G Guide Pin		Connector Supplied With Non-removable Guide Pins For Blind Mate Applications. Mates With Option "S" Guide Socket On Corresponding Plug Connector.
S Guide Socket		Connector Supplied With Non-removable Guide Sockets For Blind Mate Applications. Mates With Option "G" Guide Pin On Corresponding Plug Connector.



790-066
 Series 79 Micro-Crimp Rear Panel Mount
 Hermetic Receptacle, Pin Face
 with Solder Cups



Series 79
 Micro-Crimp



L