

MIL-DTL-83513/08 & /09 Micro-D Connectors Plastic Shell Crimp, Pre-Wired



Micro-D
MIL-DTL-83513



Micro-D Pre-Wired Pigtails — These connectors feature gold-plated TwistPin contacts and mil spec crimp termination. 100% tested and backpotted, ready for use.

Choose the Wire Type To Fit Your Application — For lightest weight and smallest diameter, select M22759/33 space grade insulated wire.

HOW TO ORDER PLASTIC SHELL PRE-WIRED CRIMP MIL-DTL-83513/08 AND /09 CONNECTORS

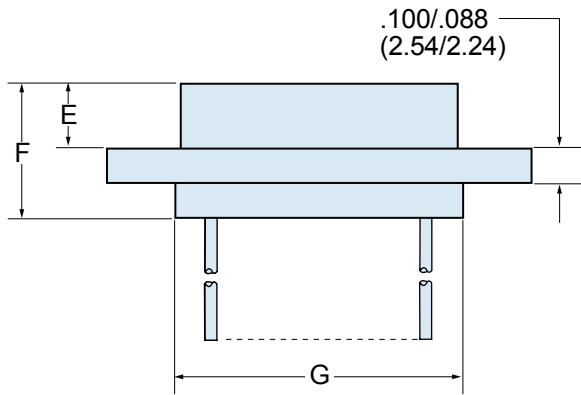
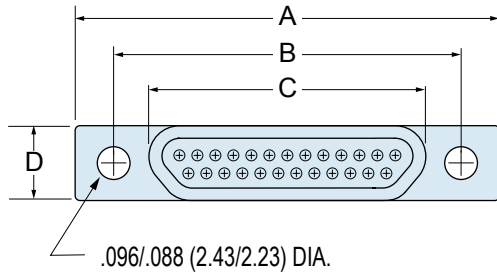
Base Part Number	Slash Number	Insert Arrangement	Wire Type
M83513	/08 Pin Connector (Plug)	A B C D	M22759/11-26 Teflon®-Insulated Hookup Wire 01 – 18 Inches (457mm), White 02 – 36 Inches (914mm), White 03 – 18 Inches (457mm), 10 Color Repeating 04 – 36 Inches (914mm), 10 Color Repeating 13 – 72 Inches (1829mm), White 14 – 72 Inches (1829mm), 10 Color Repeating M22759/33-26 Irradiated Tefzel® Insulated Hookup Wire 09 – 18 Inches (457mm), White 10 – 36 Inches (914mm), White 11 – 18 Inches (457mm), 10 Color Repeating 12 – 36 Inches (914mm), 10 Color Repeating 15 – 72 Inches (1829mm), White 16 – 72 Inches (1829mm), 10 Color Repeating Single Strand Uninsulated Wire 05 – .500 Inch (12.7mm), Gold Plated 06 – 1.000 Inch (25.4mm), Gold Plated 07 – .500 Inch (12.7mm), Tin-Lead Plated ⁽²⁾ 08 – 1.000 Inch (25.4mm), Tin-Lead Plated ⁽²⁾
	/09 Socket Connector (Receptacle)	E F G	
		Codes A - G specify the shell size. The number of contacts is shown below for reference.	
		A – 9 B – 15 C – 21 D – 25 E – 31 F – 37 G – 51	
Sample Part Number			
M83513	/09	— G	12

APPLICATION NOTES

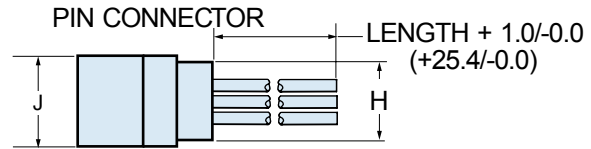
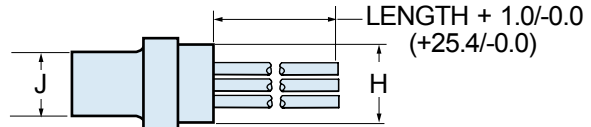
- Intermatability:** M83513 plastic shell connectors are not intermateable with metal shell M83513 connectors.
- Tin-Plated Wire:** The next revision of the mil spec is expected to prohibit the use of pure tin. Glenair M83513 connectors do not contain any components exceeding 97% tin.
- M22759/33 Corrosion:** The M83513 spec contains a cautionary note regarding M22759/33 wire. The wire insulation is known to cause corrosion to metal parts when stored in a sealed environment. This corrosion has been observed on M83513 connectors. Glenair has implemented a packaging procedure to minimize or eliminate this problem. Connectors are individually wrapped with teflon tape, and the unit pack is a perforated paper envelope. M22759/33 continues to be the preferred wire for space applications.



MIL-DTL-83513 Micro-D Connectors
Plastic Shell Crimp
Pre-Wired M83513/08 & /09

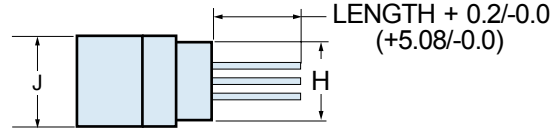


LENGTH FOR INSULATED STRANDED WIRE

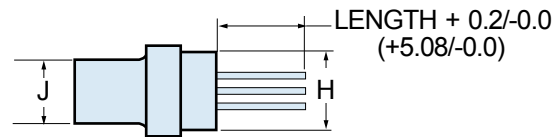


SOCKET CONNECTOR

LENGTH FOR UNINSULATED WIRE



SOCKET CONNECTOR



PIN CONNECTOR

DIMENSIONS

Layout	A Max.		B		C Max.		D Max.		E Max.		F Max.		G Max.		H Max.		J Max.	
	In.	mm.	In. ±.003	mm. ±0.08	In.	mm.	In.	mm.	In.	mm.	In.	mm.	In.	mm.	In.	mm.	In.	mm.
9P	.788	20.02	.565	14.35	.292	7.42	.218	5.54	.202	5.13	.395	10.03	.408	10.36	.173	4.39	.134	3.40
9S	.788	20.02	.565	14.35	.380	9.65	.218	5.54	.185	4.70	.375	9.53	.408	10.36	.173	4.39	.218	5.54
15P	.938	23.83	.715	18.16	.442	11.23	.218	5.54	.202	5.13	.395	10.03	.558	14.17	.173	4.39	.134	3.40
15S	.938	23.83	.715	18.16	.530	13.46	.218	5.54	.185	4.70	.375	9.53	.558	14.17	.173	4.39	.218	5.54
21P	1.088	27.64	.865	21.97	.592	15.04	.218	5.54	.202	5.13	.395	10.03	.708	17.98	.173	4.39	.134	3.40
21S	1.080	27.64	.865	21.97	.680	17.27	.218	5.54	.185	4.70	.375	9.53	.708	17.98	.173	4.39	.218	5.54
25P	1.188	30.18	.965	24.51	.692	17.58	.218	5.54	.202	5.13	.395	10.03	.808	20.52	.173	4.39	.134	3.40
25S	1.185	30.18	.965	24.51	.780	19.81	.218	5.54	.185	4.70	.375	9.53	.808	20.52	.173	4.39	.218	5.54
31P	1.338	33.99	1.115	28.32	.842	21.39	.218	5.54	.202	5.13	.395	10.03	.958	24.33	.173	4.39	.134	3.40
31S	1.338	33.99	1.115	28.32	.930	23.62	.218	5.54	.185	4.70	.375	9.53	.958	24.33	.173	4.39	.218	5.54
37P	1.488	37.80	1.265	32.13	.992	25.20	.218	5.54	.202	5.13	.395	10.03	1.108	28.14	.173	4.39	.134	3.40
37S	1.488	37.80	1.265	32.13	1.080	27.43	.218	5.54	.185	4.70	.375	9.53	1.108	28.14	.173	4.39	.218	5.54
51P	1.438	36.53	1.215	30.86	.942	23.93	.260	6.60	.202	5.13	.395	10.03	1.058	26.87	.220	5.59	.177	4.50
51S	1.438	36.53	1.215	30.86	1.030	26.16	.260	6.60	.185	4.70	.375	9.53	1.058	26.87	.220	5.59	.260	6.60