


Size #12, 50 Ohm Matched Impedance Coaxial Contacts



These contacts offer improved frequency response compared to standard coaxial contacts above. VSWR is 1.32:1 at 3GHz. Nominal impedance is 50 ohms. Insertion loss at 3GHz is 0.20 dB maximum. Inner contact is rated at 1 amp, the outer contact 12 amps. DWV voltage rating is 1000 Vac rms sea level, 250 Vac at 50,000 feet. Contacts are packaged individually and shipped unassembled with instruction sheet. Inner and outer contacts are gold-plated copper alloy. 5000 megohm insulation resistance. Terminate crimp type coaxial center contact with hand tool 809-128 (Daniels MH992). Terminate cable braid to contact with 809-129 (Daniels HX4) parallel action crimp tool and 809-120 (Daniels Y196) hex die.

Contact Type	Cable Type	Part Number	Termination	Fig.	Tool Code
Pin	M17/113-RG316	852-016-01	Crimp	1	B, H, Q, R
Pin	M17/152-00001(RG316DS)	852-016-02	Crimp	1	B, H, Q, R
Pin	M17/93-RG178	852-016-03	Crimp	1	B, F, Q, R
Pin	TFLEX-405	852-018	Solder	2	(No Tool)
Socket	M17/113-RG316	852-015-01	Crimp	3	B, H, Q, R
Socket	M17/152-00001(RG316DS)	852-015-02	Crimp	3	B, H, Q, R
Socket	M17/93-RG178	852-015-03	Crimp	3	B, F, Q, R
Socket	TFLEX-405	852-017	Solder	4	(No Tool)

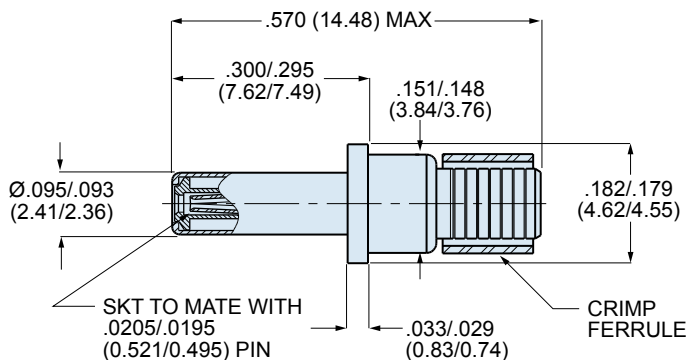


Figure 1

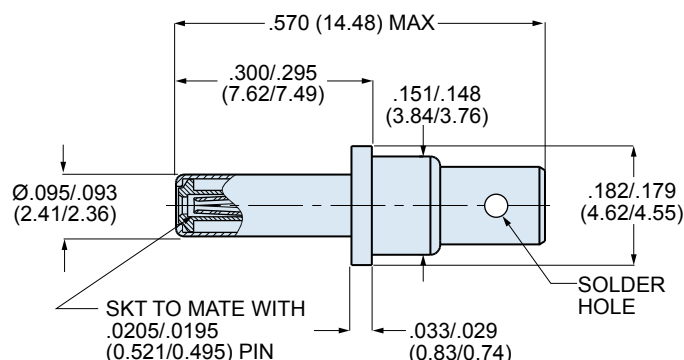


Figure 2

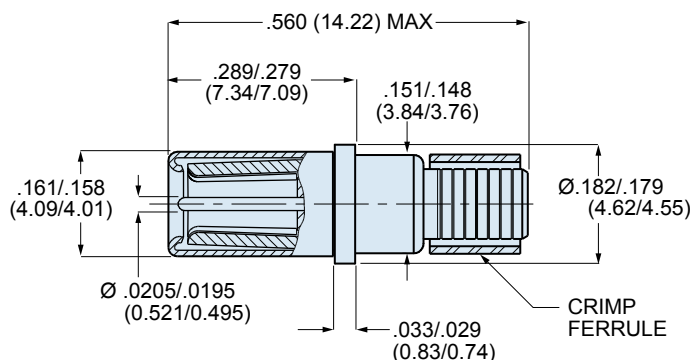


Figure 3

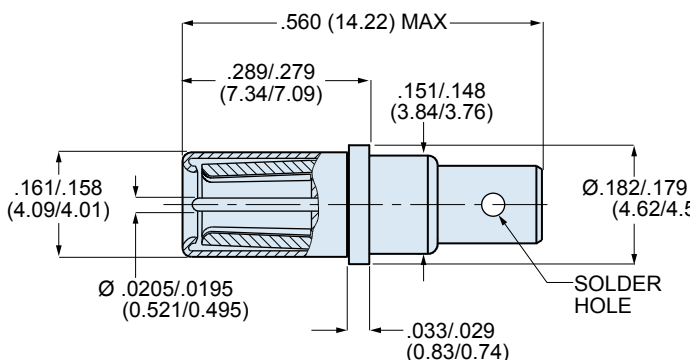


Figure 4

Dimensions in inches (millimeters) and are subject to change without notice.