



Series 802 "Aqua Mouse" Submersible Receptacle Ordering Information

802-010 and 802-011



Jam Nut, Rear Mount



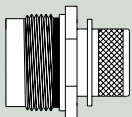
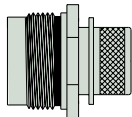
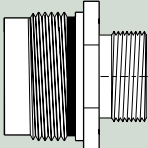
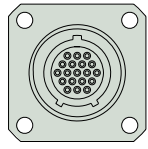
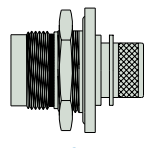
Square Flange

Three Shell Mounting Options: Jam nut with o-ring for rear panel mounting, square flange for front panel mounting, or in-line receptacles for free-hanging cables.

Two Shell Styles: Choose the integral band platform for direct attachment of a cable shield. Install a boot, or overmold a boot over the band platform. An accessory thread is available for attaching strain reliefs and backshells.

D

How to Order Series 802 Crimp Receptacles

Sample Part Number					
802-011	-02	Z1	10-26	B	B
Series	Shell Style	Shell Material / Finish	Shell Size- Insert Arrangement	Contact Type	Shell Key Position
 802-010 Receptacle with Banding Platform	 -01 In-Line	Z1 Stainless Steel / Passivated	SEE INSERT ARRANGEMENTS PAGES D-2, D-4, D-6	Connector supplied without termini. Please indicate pin or socket. A Pin connector, less termini B Socket connector, less termini	A Normal
 802-011 Receptacle with Accessory Thread	 -02 Square Flange	ZM Stainless Steel / Electroless Nickel Plated			B Pos. B
	 -07 Jam Nut for Rear Panel Mounting	AB Marine Bronze / Unplated			C Pos. C
					D Pos. D