

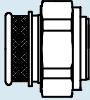
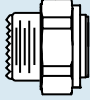
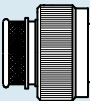

# Series 800 Mighty Mouse with UN Mating Thread Plug Connector Ordering Information

800-006 Thru 800-009



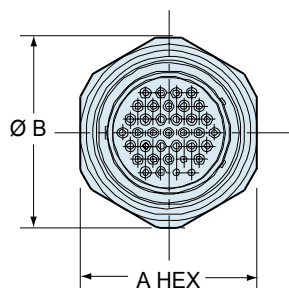
Series 800 Plug Connector

Glenair's smallest Mighty Mouse connector has compact size and rugged design for hostile environments. UN mating thread. Connector shells are machined aluminum or stainless steel. Supplied with crimp contacts, packaged separately. Terminate contacts with standard M2520 tools. Metal clips inside the connector body lock contact into place. Contacts are removable. Fluorosilicone seals and rear grommet protect connector from water ingress. Choose hex or knurled coupling nut. Terminate cable shield directly to connector body with BAND-IT strap, or choose rear accessory thread to attach optional cable clamp or backshell. Available in shell sizes 5 through 12 in 31 contact arrangements.

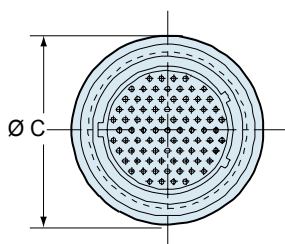
HOW TO ORDER					
Sample Part Number					
800-006	-06	M	7-10	P	Z
Series	Shell Style	Shell Material / Finish	Shell Size- Insert Arrangement	Contact Type	Shell Key Position
 <b>800-006</b> Hex Plug with Banding Platform	-06 Standard Coupling Nut  -16 Coupling Nut with Anti-Decoupling Wave Spring	<b>C</b> Aluminum / Black Anodize (Non-Conductive) RoHS Compliant	SEE <b>CONTACT ARRANGEMENTS</b> PAGE C-2	<b>Connector supplied with contacts</b>  <b>P</b> Pin	<b>N</b> Normal
		<b>M</b> Aluminum / Electroless Nickel RoHS Compliant		<b>S</b> Socket	<b>X</b> Pos. X
<b>NF</b> Aluminum / Cadmium with Olive Drab Chromate	<b>Connector supplied without contacts</b>  <b>A</b> Pin Connector, less contacts	<b>Y</b> Pos. Y			
<b>ZN</b> Aluminum / Zinc-Nickel with Olive Drab Chromate	<b>B</b> Socket Connector, less contacts	<b>Z</b> Pos. Z			
<b>ZNU</b> Aluminum / Zinc-Nickel with Black Chromate	Connectors with contacts are supplied with signal and/or power crimp contacts. These contacts are not installed.  Coaxial contacts and non-standard signal contacts are ordered separately.				
 <b>800-007</b> Hex Plug with Accessory Thread		<b>MT</b> Aluminum / Nickel-PTFE RoHS Compliant			
 <b>800-008</b> Knurled Round Plug with Band Platform		<b>Z1</b> Stainless Steel / Passivated RoHS Compliant			
 <b>800-009</b> Knurled Round Plug with Accessory Thread					

Dimensions in inches (millimeters) and are subject to change without notice.

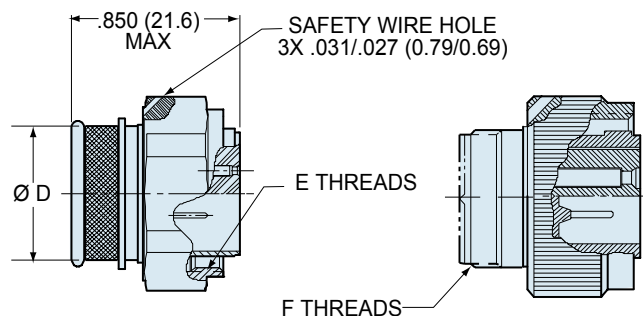
# Series 800 Mighty Mouse with UN Mating Thread Plug Connector Dimensions 800-006 Thru 800-009



**Hex Coupling Nut**  
800-006  
800-007



**Round Knurled  
Coupling Nut**  
800-008  
800-009



**Integral Band  
Platform**  
800-006  
800-008

**Accessory Threads**  
800-007  
800-009

## DIMENSIONS

Shell Size	A Hex Style 06		A Hex Style 16		Ø B Style 06		Ø B Style 16		Ø C Style 06		Ø C Style 16		Ø D		E Threads Coupling Nut	F Threads Accessory
	In.	mm.	In.	mm.	In.	mm.	In.	mm.	In.	mm.	In.	mm.	In.	mm.		
<b>5</b>	.430	10.92	.495	12.57	.470	11.94	.540	13.72	.430	10.92	.490	12.45	.230	5.84	.3125-28 UN-2B	.250-32 UNEF-2A
<b>6</b>	.500	12.70	.563	14.30	.550	13.97	.620	15.75	.500	12.70	.560	14.22	.286	7.26	.3750-28 UN-2B	.3125-32 UNEF-2A
<b>7</b>	.625	15.88	.720	18.29	.680	17.27	.800	20.32	.620	15.75	.680	17.27	.390	9.91	.4375-28 UNEF-2B	.4375-28 UNEF-2A
<b>8</b>	.680	17.27	.743	18.87	.750	19.05	.830	21.08	.680	17.27	.750	19.05	.445	11.30	.5000-32 UN-2B	.5000-28 UNEF-2A
<b>9</b>	.750	19.05	.813	20.65	.830	21.08	.890	22.61	.750	19.05	.810	20.57	.500	12.70	.5625-32 UN-2B	.5625-24 UNEF-2A
<b>10</b>	.812	20.62	.875	22.23	.900	22.86	.960	24.38	.810	20.57	.880	23.35	.565	14.35	.6250-32 UN-2B	.6250-24 UNEF-2A
<b>12</b>	.875	22.23	.938	23.83	.970	24.64	1.030	26.16	.880	22.35	.940	23.88	.650	16.51	.7500-28 UN-2B	.6875-24 UNEF-2A

## SERIES 800 KEY POSITIONS

Key Position	Key Rotation		
Normal (N)	150°		
X	140°		
Y	130°		
Z	120°		

Shell size 5 and 6: master key is located at top dead center for normal (N) position. Shell size 7 thru 12: master key is rotated 90° from TDC for normal position.

Dimensions in inches (millimeters) and are subject to change without notice.