



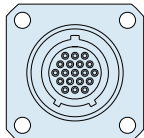
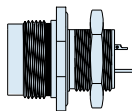
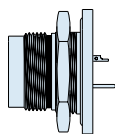
**Square Flange Receptacle  
with PCB Contacts**

**Printed Circuit Board/Solder Cup Receptacles** feature low profile shells for minimum protrusion inside enclosures and integral standoffs for board washout. Contacts are non-removable.

**Water Immersion, Unmated**

Specify **802-012** connectors for applications where open face water immersion is not a requirement. For MIL-STD-810 Method 512G immersion requirements, specify **802-030** watertight connectors. These 802-030 connectors are specially sealed ("MOD-518") and are 100% tested to maintain a helium leak rate of  $1 \times 10^{-4}$  cc/second at one atmosphere pressure differential from -40C to +70C.

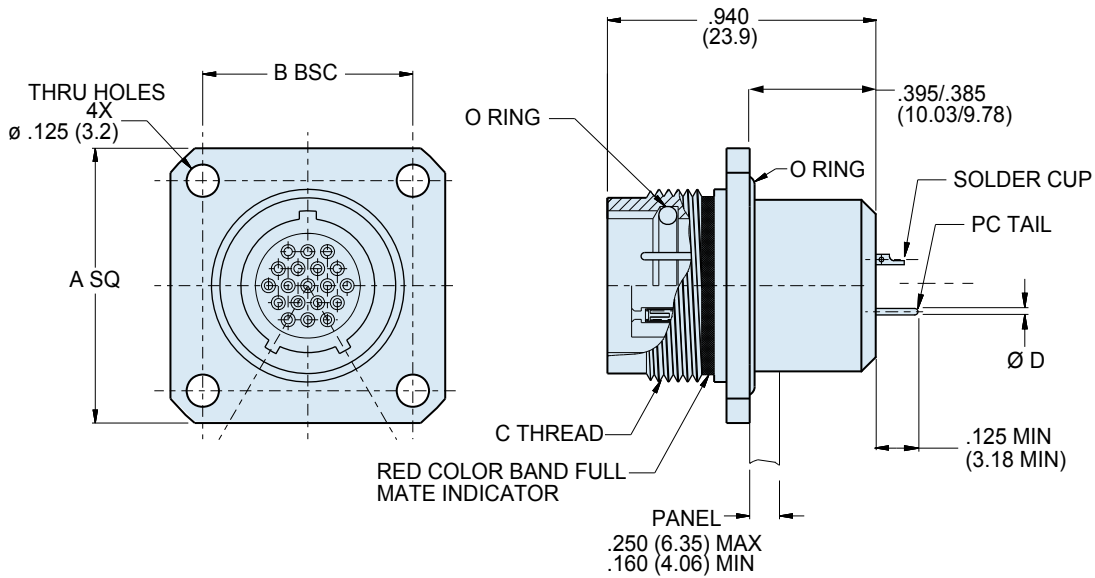
### HOW TO ORDER SERIES 802 PCB / SOLDER CUP RECEPTACLES

Sample Part Number					
802-012	-00	Z1	9-200	P	A
Series	Shell Style	Shell Material / Finish	Shell Size- Insert Arrangement	Contact Type	Shell Key Position
<p><b>802-012</b> Receptacle for Solder Cup or PCB Termination, with Standard Epoxy Potting</p>	 <b>-02</b> Square Flange	<p><b>Z1</b> Stainless Steel / Passivated</p> <p><b>ZM</b> Stainless Steel / Electroless Nickel Plated</p> <p><b>AB</b> Marine Bronze / Unplated</p>	<p>SEE <b>CONTACT ARRANGEMENTS</b> PAGE E-2</p>	<p><b>P</b> Pin, PC Tail</p> <p><b>S</b> Socket, PC Tail</p> <p><b>E</b> Pin, Solder Cup</p> <p><b>F</b> Socket, Solder Cup</p>	<p><b>A</b> Normal</p> <p><b>B</b> Pos. B</p> <p><b>C</b> Pos. C</p> <p><b>D</b> Pos. D</p>
<p><b>802-030</b> Receptacle for Solder Cup or PCB Termination, With Special "MOD-518" Sealing For Open Face (unmated) Water Immersion Requirements. 100% Leak Tested.</p>	 <b>-00</b> Jam Nut for Front Panel Mounting   <b>-07</b> Jam Nut for Rear Panel Mounting				

Dimensions in inches (millimeters) and are subject to change without notice.

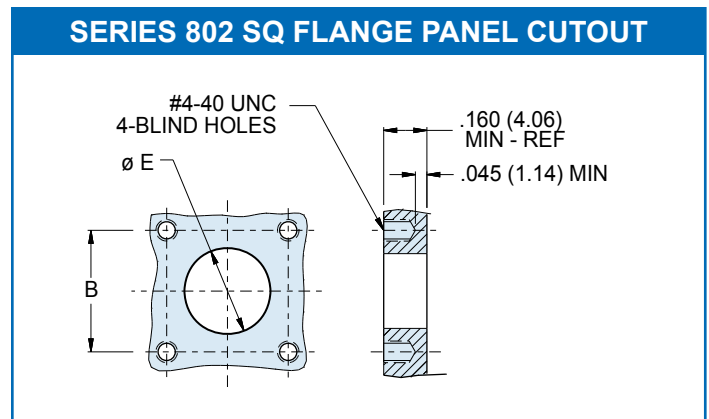
# Series 802 Aqua Mouse Submersible Square Flange Receptacle Connector Dimensions

802-012-02, 802-030-02



DIMENSIONS								
Shell Size	A Square		B Bsc.		C Mating Threads	Ø D Tail Dia.	Ø E	
	In.	mm.	In.	mm.			In.	mm.
5	.885	22.48	.500	12.70	.438-28 UNEF	#23	.327	8.31
6	1.010	25.65	.625	15.88	.562-20 UN	.018/.022 (0.46/0.56)	.390	9.91
7	1.072	27.23	.688	17.48	.625-20 UN	#20	.515	13.08
8	1.135	28.83	.750	19.05	.687-20 UN	.024/.028 (0.61/0.71)	.577	14.66
9	1.195	30.35	.812	20.62	.750-20 UNEF	#16	.640	16.26
10	1.260	32.00	.875	22.23	.812-20 UNEF	.060/.064 (1.52/1.63)	.702	17.83
12	1.322	33.58	.938	23.83	.875-20 UNEF	#12	.765	19.43
14	1.510	38.25	1.125	28.58	1.062-20 UN	.092/.096 (2.34/2.44)	.953	24.21
15	1.572	39.93	1.188	30.18	1.125-20 UN		1.015	25.78
21	1.750	44.45	1.375	34.93	1.4375-20 UN		1.312	33.32

SERIES 802 RECEPTACLE KEY POSITIONS		
Key Position	Key Rotation	
	A°	B°
Normal (A)	150°	210°
B	75°	210°
C	95°	230°
D	140°	275°

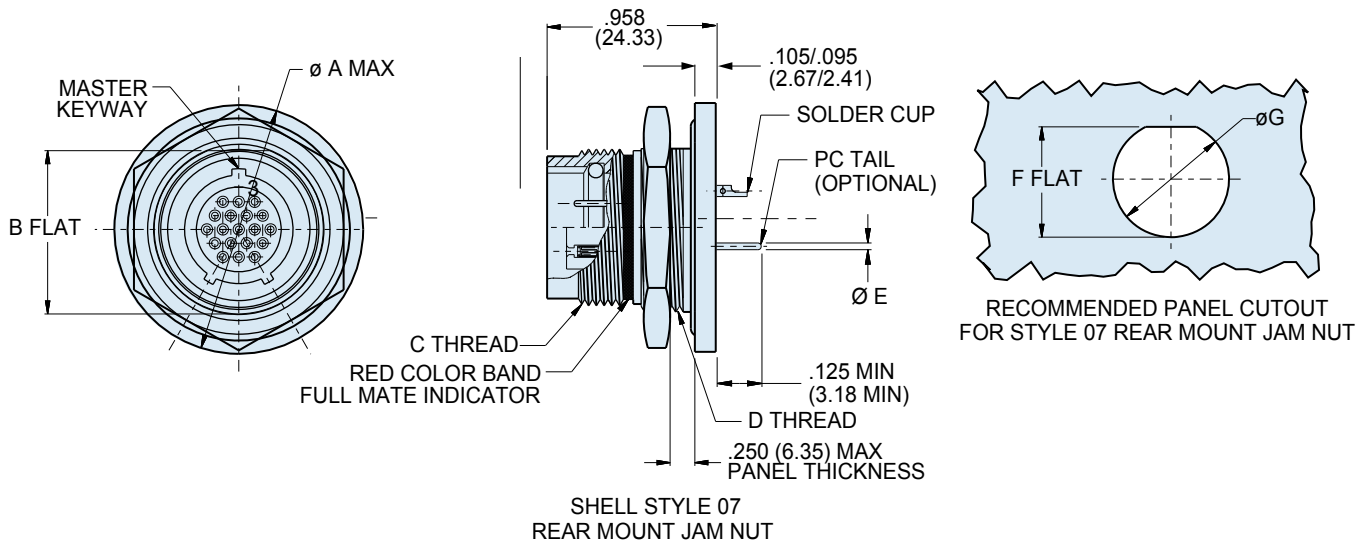


Dimensions in inches (millimeters) and are subject to change without notice.



# Series 802 Aqua Mouse Submersible Rear Mount Jam Nut Receptacle Connector Dimensions

802-012-07, 802-012-030



## DIMENSIONS

Shell Size	A Max.		B Flat		C Mating Threads	D Threads	Ø E Tail Dia.	F Flat		Ø G	
	In.	mm.	In. ±.003	mm. ±0.08				In. ±.002	mm. ±0.05	In. ±.005	mm. ±0.13
5	.885	22.48	.466	11.84	.438-28 UNEF	.500-32 UN-2A	#23	.473	12.01	.510	12.95
6	1.010	25.65	.591	15.01	.562-20 UN	.625-28 UN-2A	.018/.022 (0.46/0.56)	.603	15.32	.635	16.13
7	1.072	27.23	.653	16.59	.625-20 UN	.687-28 UN-2A	#20	.662	16.81	.698	17.73
8	1.135	28.83	.716	18.19	.687-20 UN	.750-28 UN-2A	.024/.028 (0.61/0.71)	.714	18.14	.760	19.30
9	1.195	30.35	.778	19.76	.750-20 UNEF	.812-28 UN-2A	#16	.785	19.94	.822	20.88
10	1.260	32.00	.827	21.01	.812-20 UNEF	.875-28 UN-2A	.060/.064 (1.52/1.63)	.835	21.21	.885	22.48
12	1.322	33.58	.890	22.61	.875-20 UNEF	.938-28 UN-2A	#12	.899	22.83	.948	24.08
14	1.510	38.25	1.077	27.36	1.062-20 UN	1.125-28 UN-2A	.092/.096 (2.34/2.44)	1.085	27.56	1.135	28.83
15	1.572	39.93	1.140	28.96	1.125-20 UN	1.188-28 UN-2A		1.155	29.34	1.198	30.43
21	1.940	49.28	1.464	37.19	1.4375-20 UN	1.500-28 UN-2A		1.473	37.41	1.510	39.12

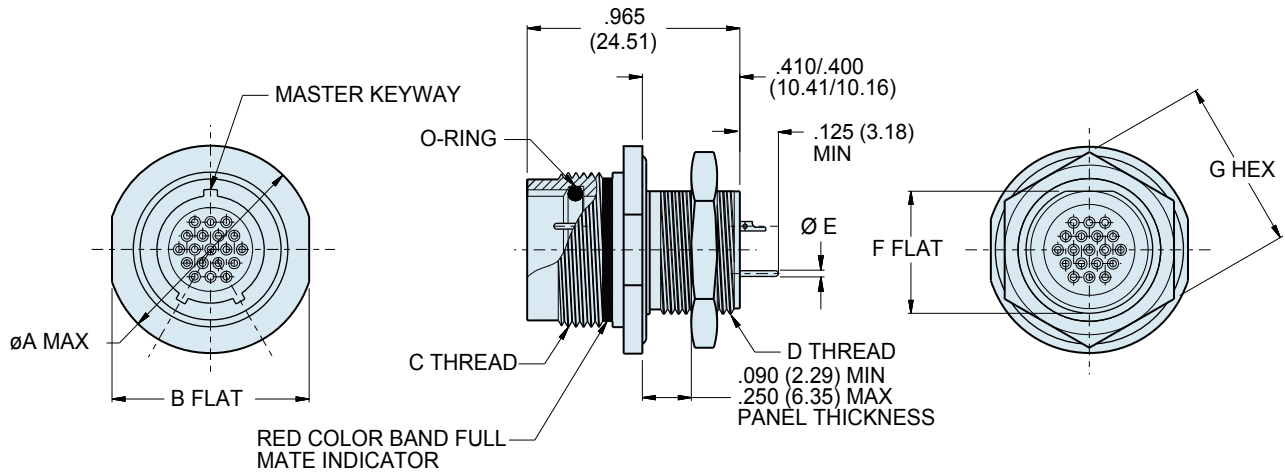
## SERIES 802 RECEPTACLE KEY POSITIONS

Key Position	Key Rotation	
	A°	B°
Normal (A)	150°	210°
B	75°	210°
C	95°	230°
D	140°	275°

Dimensions in inches (millimeters) and are subject to change without notice.  
CAGE Code 06324

# Series 802 "Aqua Mouse" Submersible Front Mount Jam Nut Receptacle Connector Dimensions

802-012-00 and 802-030-00



SHELL STYLE 00  
FRONT MOUNT JAM NUT

DIMENSIONS											
Shell Size	A Max.		B Flat		C Mating Threads	D Threads	Ø E Tail Dia.	F Flat		G Hex	
	In.	mm.	In.	mm.				In.	mm.	In.	mm.
<b>5</b>	.720	18.29	.625	15.88	.438-28 UNEF-2A	.312-28 UN-2A	#23 .018/.022 (0.46/0.56)	.281	7.14	.500	12.70
<b>6</b>	.780	19.81	.750	19.05	.562-20 UN-2A	.438-28 UN-2A		.344	8.74	.625	15.88
<b>7</b>	.910	23.11	.812	20.62	.625-20 UN-2A	.500-32 UN-2A	#20 .024/.028 (0.61/0.71)	.469	11.91	.688	17.48
<b>8</b>	.960	24.38	.875	22.23	.687-20 UN-2A	.562-28 UN-2A		.531	13.49	.750	19.05
<b>9</b>	1.030	26.16	.937	23.80	.750-20 UNEF-2A	.625-28 UN-2A	#16 .060/.064 (1.52/1.63)	.594	15.09	.812	20.62
<b>10</b>	1.090	27.69	1.000	25.40	.812-20 UNEF-2A	.687-28 UN-2A		.656	16.66	.875	22.23
<b>12</b>	1.160	29.46	1.062	26.97	.875-20 UNEF-2A	.750-28 UN-2A	#12 .092/.096 (2.34/2.44)	.719	18.26	.938	23.83
<b>14</b>	1.340	34.04	1.250	31.75	1.062-20 UN-2A	.938-28 UN-2A		.893	22.68	1.125	28.58
<b>15</b>	1.410	35.18	1.312	33.32	1.125-20 UN-2A	1.000-28 UN-2A	.955	24.26	1.188	30.18	
<b>21</b>	1.700	43.18	1.562	39.67	1.4375-20 UN-2A	1.312-28 UN	1.257	31.93	1.500	38.10	

RECEPTACLE KEY POSITIONS		
Key Position	Rotation	
	A°	B°
Normal (A)	150°	210°
B	75°	210°
C	95°	230°
D	140°	275°

CUTOUT DIMENSIONS				
Shell Size	W Flat		Ø T	
	In.	mm.	In.	mm.
<b>5</b>	.291/1.286	7.4/7.3	.322	8.2
<b>6</b>	.417/1.412	10.6/10.5	.448	11.4
<b>7</b>	.479/1.474	12.2/12.0	.510	13.0
<b>8</b>	.541/1.536	13.7/13.6	.572	14.5
<b>9</b>	.604/1.599	15.3/15.2	.635	16.1
<b>10</b>	.666/1.661	16.9/16.8	.697	17.7
<b>12</b>	.729/1.724	18.5/18.4	.760	19.3
<b>14</b>	.903/1.898	22.9/22.8	.948	24.1
<b>15</b>	.965/1.960	24.5/24.4	1.010	25.7
<b>21</b>	1.267/1.263	32.2/32.1	1.322	33.6

RECOMMENDED PANEL CUTOUT FOR STYLE 00 FRONT MOUNT JAM NUT

Dimensions in inches (millimeters) and are subject to change without notice.