

Series 804 Push-Pull Mighty Mouse Plug Connector Ordering Information

804-001 & 804-002



Series 804 Plug Connector

Quick Disconnect

These plugs snap securely into receptacle housings and release with a simple pull.

Two Keying Styles

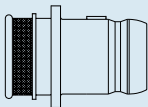
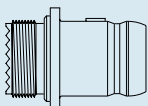
A single master key provides fast mating in low-light situations, or specify three keys for more polarizing options.

Two Shell Styles

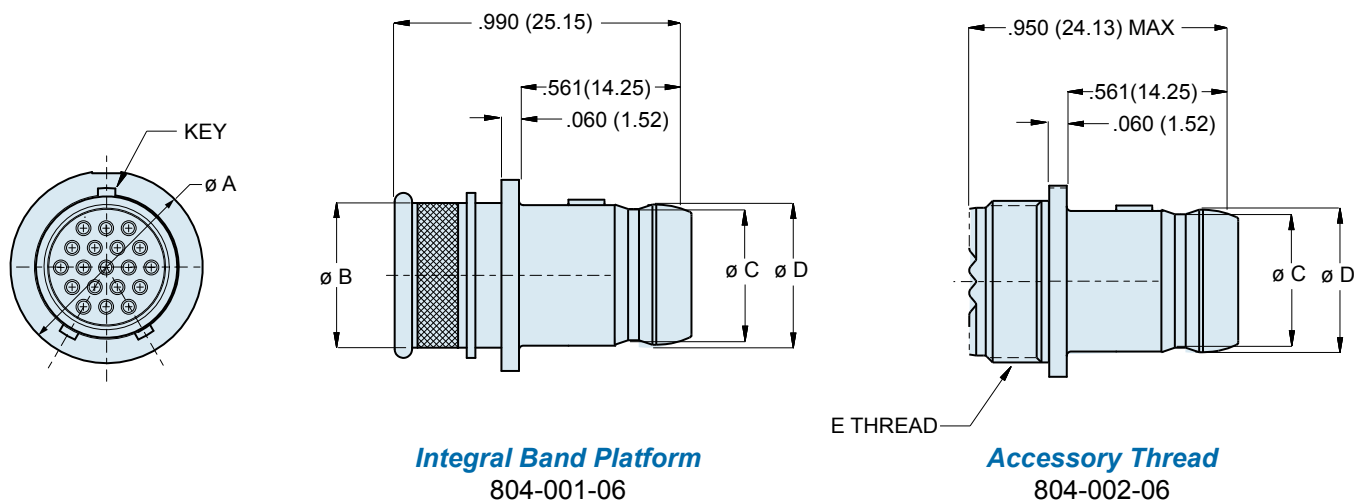
Integral platform for direct shield attachment using the *BAND-IT*® termination system, or an accessory thread for attaching a strain relief.

HOW TO ORDER

Sample Part Number

804-001	-06	M	9-19	S	
Series	Shell Style	Shell Material / Finish	Shell Size- Insert Arrangement	Contact Type	Shell Key Position
 804-001 Plug with Banding Platform	-06 Plug	C Aluminum / Black Anodize (Non-Conductive) RoHS Compliant	SEE CONTACT ARRANGEMENTS PAGE G-2	Connector supplied with contacts P Pin	Omit for Single Master Key
		M Aluminum / Electroless Nickel RoHS Compliant		S Socket	A Pos. A (Normal)
 804-002 Plug with Accessory Thread		NF Aluminum / Cadmium with Olive Drab Chromate		Connector supplied without contacts A Pin Connector, less contacts	B Pos. B
		ZN Aluminum / Zinc-Nickel with Olive Drab Chromate		B Socket Connector, less contacts	C Pos. C
		ZNU Aluminum / Zinc-Nickel with Black Chromate		Connectors with contacts are supplied with signal and/or power crimp contacts. These contacts are not installed. Coaxial contacts and non-standard signal contacts are ordered separately.	D Pos. D
		MT Aluminum / Nickel-PTFE RoHS Compliant			
Z1 Stainless Steel / Passivated RoHS Compliant					

Dimensions in inches (millimeters) and are subject to change without notice.



Integral Band Platform
804-001-06

Accessory Thread
804-002-06

DIMENSIONS

Shell Size	Ø A Max.		Ø B		Ø C		Ø D		E Threads
	In.	mm.	In.	mm.	In.	mm.	In.	mm.	
5	.427	10.85	.246	6.25	.219	5.56	.250	6.35	.2500-32 UNEF-2A
6	.495	12.57	.286	7.26	.282	7.16	.313	7.95	.3125-32 UNEF-2A
7	.575	14.61	.390	9.91	.351	8.92	.383	9.73	.4375-28 UNEF-2A
8	.614	15.60	.442	11.23	.398	10.11	.429	10.90	.5000-28 UNEF-2A
9	.670	17.02	.500	12.70	.454	11.53	.486	12.34	.5625-24 UNEF-2A
10	.745	18.92	.564	14.33	.529	13.44	.563	14.30	.6250-24 UNEF-2A
12	.865	21.97	.650	16.51	.646	16.41	.676	17.17	.6875-24 UNEF-2A
14	.985	25.02	.805	20.45	.768	19.51	.800	20.32	.9375-20 UNEF-2A

SERIES 804 PLUG KEY POSITIONS

	A°	B°	
A	150°	210°	
B	75°	210°	
C	95°	230°	
D	140°	275°	

Dimensions in inches (millimeters) and are subject to change without notice.