

Series 80 Mighty Mouse Strain Relief Clamp Ordering Information

620MS064 and 620MS065



These clamps provide strain relief to open wire bundles. Add tubing or tape to build up smaller diameter wires to fit the clamps.

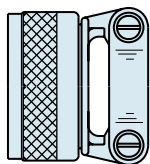
Straight Entry clamps are available with **Rotatable Coupling**. Or, save space with lower profile **Direct Coupling** versions.

MATERIALS

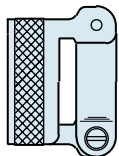
Nut, Clamp, and Saddles	Aluminum Alloy 6061-T6 or 300 Series SST
Hardware	300 Series Stainless Steel

HOW TO ORDER

Sample Part Number

620MS064
M
07
Part Number
Shell Material / Finish
Size Code

620MS065

Rotatable Coupling


620MS064

Direct Coupling

C
Aluminum / Black Anodize
(Non-Conductive)
RoHS Compliant

M
Aluminum / Electroless Nickel
RoHS Compliant

NF
Aluminum / Cadmium with Olive
Drab Chromate

ZN
Aluminum / Zinc-Nickel with
Olive Drab Chromate

UCR
Aluminum / Zinc-Cobalt with
Black Chromate
RoHS Compliant

ZNU
Aluminum / Zinc-Nickel with
Black Chromate

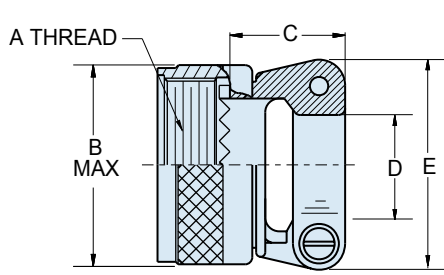
MT
Aluminum / Nickel-PTFE
RoHS Compliant

Z1
Stainless Steel / Passivated
RoHS Compliant

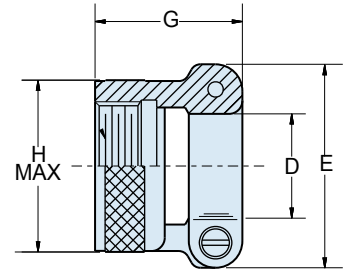
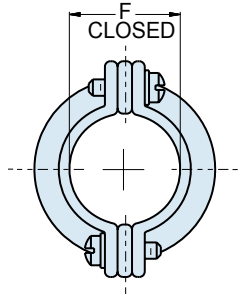
Size Code	Thread Size	Cable Entry Diameter	Shell Size	
			Series 800, 801, 803, 804	Series 805
05	.2500-32 UNEF	.11	5	
06	.3125-32 UNEF	.17	6	
11	.3750-32 UNEF	.17		8
07	.4375-28 UNEF	.23	7	9
08	.5000-28 UNEF	.30	8	10
09	.5625-24 UNEF	.30	9	11
10	.6250-24 UNEF	.36	10	12
12	.6875-24 UNEF	.42	12, 13	
13	.7500-20 UNEF	.42		15
14	.9375-20 UNEF	.48	14, 15, 16, 17	18, 19
15	.9375-20 UNEF	.61	14, 15, 16, 17	18, 19
17	1.1875-18 UNEF	.86	21	23

Dimensions in inches (millimeters) and are subject to change without notice.

Series 80 Mighty Mouse Strain Relief Clamp Dimensions 620MS064 and 620MS065



STRAIGHT ENTRY
ROTATABLE COUPLING
620MS065



STRAIGHT ENTRY
DIRECT COUPLING
620MS064

DIMENSIONS

Size Code	A Threads	B Max.		C Max.		Ø D		E		F		G Max.		H Max.	
		In.	mm.	In.	mm.	± .015	± 0.38	± .015	± 0.38	± .030	± 0.76	In.	mm.	In.	mm.
05	.2500-32 UNEF-2B	.470	11.94	.688	17.48	.119	3.02	.496	12.60	.110	2.79	.625	15.88	.350	8.89
06	.3125-32 UNEF-2B	.530	13.46	.688	17.48	.182	4.62	.582	14.78	.170	4.32	.625	15.88	.415	10.54
11	.375-32 UNEF-2B	.570	14.48	.688	17.48	.182	4.62	.582	14.78	.170	4.32	.625	15.88	.465	11.81
07	.4375-28 UNEF-2B	.637	16.18	.688	17.48	.244	6.20	.656	16.66	.230	5.08	.688	17.48	.530	13.46
08	.5000-28 UNEF-2B	.700	17.78	.688	17.48	.307	7.80	.726	18.44	.300	7.62	.688	17.48	.595	15.11
09	.5625-24 UNEF-2B	.758	19.25	.750	19.05	.307	7.80	.726	18.44	.300	7.62	.750	19.05	.650	16.51
10	.6250-24 UNEF-2B	.819	20.80	.750	19.05	.369	9.37	.885	22.48	.360	9.14	.875	22.23	.715	18.16
12	.6875-24 UNEF-2B	.896	22.76	.750	19.05	.432	10.97	.952	24.18	.420	10.67	.875	22.23	.785	19.94
13	.750-20 UNEF-2B	.930	23.62	.750	19.05	.432	10.97	.952	24.18	.420	10.67	.875	22.23	.830	21.08
14	.9375-20 UNEF-2B	1.137	28.88	.750	19.05	.494	12.55	1.018	25.86	.480	12.19	1.000	25.40	1.020	25.91
15	.9375-20 UNEF-2B	1.137	28.88	.750	19.05	.619	15.72	1.148	29.16	.610	15.49	1.000	25.40	1.020	25.91
17	1.1875-18 UNEF-2B	1.397	35.48	.750	19.05	.869	22.07	1.400	35.56	.860	21.84	1.125	28.58	1.280	32.51

Dimensions in inches (millimeters) and are subject to change without notice.