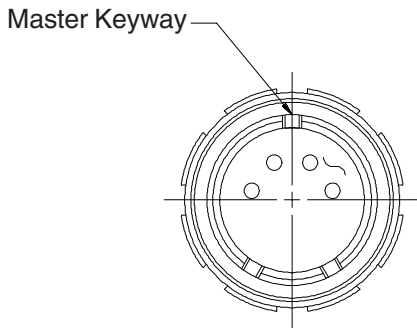
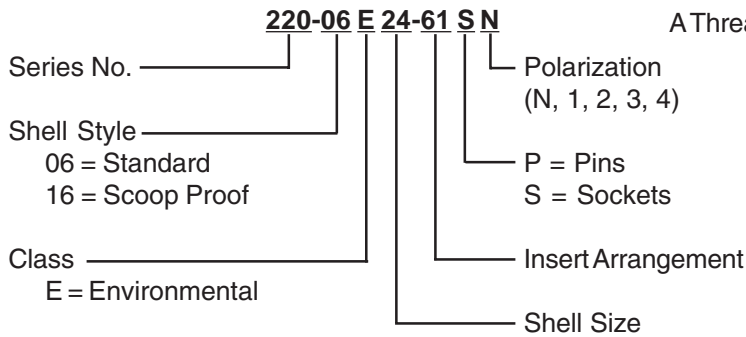
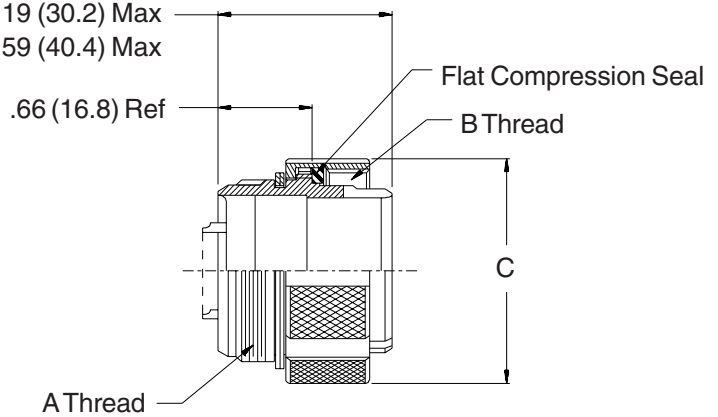


## 220-06 and 220-16 Cable Connector Plug Assembly



220-06: 1.19 (30.2) Max  
220-16: 1.59 (40.4) Max



Metric dimensions (mm) are indicated in parentheses.

DIMENSIONS			
SHELL SIZE	A THREAD CLASS 2A	B THREAD CLASS 2B	C DIA MAX
10	5/8 - 24 UNEF	.750 - .1P - .1L	1.000 (25.4)
12	3/4 - 20 UNEF	.875 - .1P - .1L	1.125 (28.6)
14	7/8 - 20 UNEF	1.000 - .1P - .1L	1.250 (31.8)
16	1 - 20 UNEF	1.125 - .1P - .1L	1.375 (34.9)
18	1 1/8 - 16 UN	1.250 - .1P - .1L	1.594 (40.5)
20	1 1/4 - 16 UN	1.375 - .1P - .1L	1.719 (43.7)
22	1 3/8 - 16 UN	1.500 - .1P - .1L	1.894 (48.1)
24	1 1/2 - 16 UN	1.625 - .1P - .1L	1.969 (50.0)

RECOMMENDED COUPLING NUT ASSEMBLY TORQUE VALUES				
SHELL SIZE	INCH-POUNDS		NEWTON-METERS	
	MIN	MAX	MIN	MAX
10	20	40	2.26	4.52
12	20	40	2.26	4.52
14	30	50	3.39	5.65
16	30	50	3.39	5.65
18	40	60	4.52	6.78
20	50	70	5.65	7.91
22	60	80	6.78	9.04
24	80	100	9.04	11.30

REPLACEMENT FLAT COMPRESSION SEAL	
SHELL SIZE	GLENAIR PART NO.
10	G70653-10
12	G70653-12
14	G70653-14
16	G70653-16
18	G70653-18
20	G70653-20
22	G70653-22
24	G70653-24