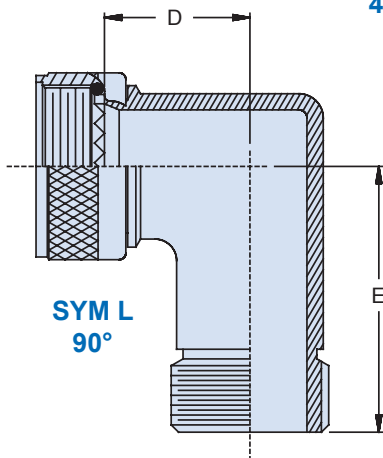
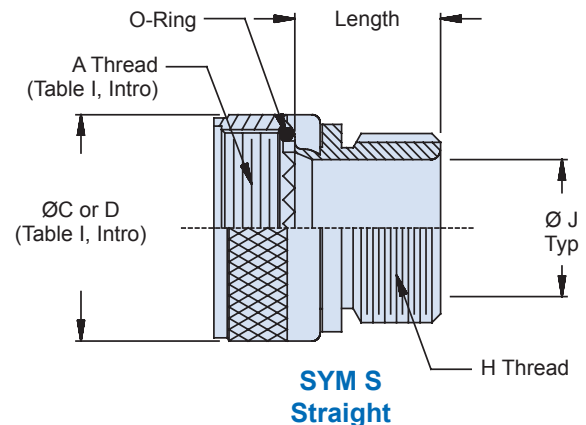
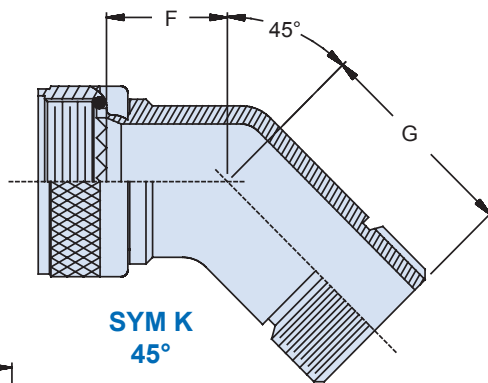
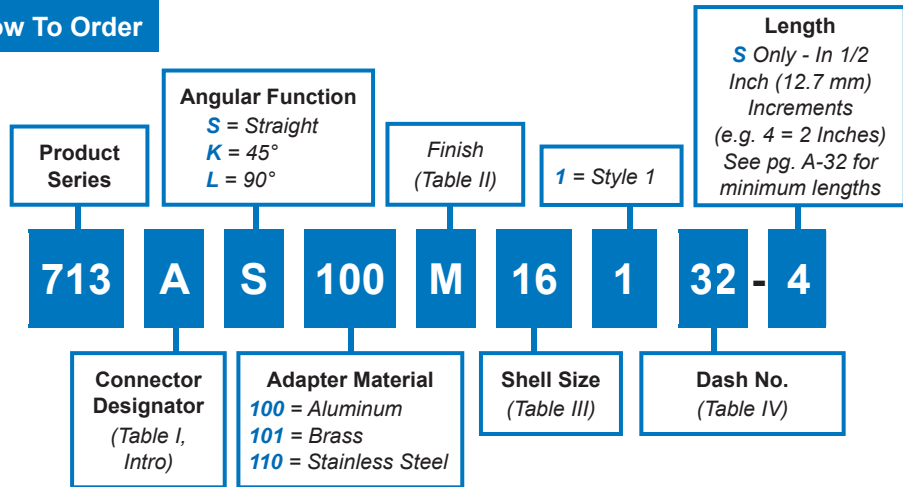


713-100 Metal Straight, 45°, and 90° Connector Adapters for use with Transition Fittings

Circular connector adapter, non-self-locking with environmental O-Ring for use with transition fittings



How To Order



Material and Finish

- Adapters, Coupling Nuts and Elbows - Table II (See P/N development)
- O-Ring - Silicone/N.A.

Notes

- Interface O-Ring not applicable to connector designator A.

713-100

Metal Straight, 45°, and 90° Connector Adapters for use with Transition Fittings



Shell Size		Max Dash No. Ref**	D Max	E Max	F Max	G Max
A, D, E, F, J, K, L, S	H					
08	09	08	.531 (13.5)	.781 (19.8)	.437 (11.1)	.625 (15.9)
10	11	12	.625 (15.9)	.906 (23.0)	.500 (12.7)	.656 (16.7)
12	13	16	.688 (17.5)	.906 (23.0)	.500 (12.7)	.719 (18.3)
14	15	20	.719 (18.3)	1.000 (25.4)	.562 (14.3)	.781 (19.8)
16	17	24	.906 (23.0)	1.062 (27.0)	.656 (16.7)	.844 (21.4)
18	19	24	.968 (24.6)	1.062 (27.0)	.656 (16.7)	.844 (21.4)
20	21	32	1.031 (26.2)	1.093 (27.8)	.719 (18.3)	.844 (21.4)
22	23	32	1.156 (29.4)	1.156 (29.4)	.812 (20.6)	.906 (23.0)
28	25	40	1.219 (31.0)	1.281 (32.5)	.812 (20.6)	.906 (23.0)
24	-	40	1.281 (32.5)	1.531 (38.9)	1.093 (27.8)	.906 (23.0)
32	-	48	1.593 (40.5)	1.719 (43.7)	1.093 (27.8)	1.219 (31.0)
36	-	64	1.718 (43.6)	1.906 (48.4)	1.156 (29.4)	1.281 (32.5)

** Dimensions D-E-F-G apply to connector Shell Size and Conduit Dash No. combinations listed. When larger Conduit Dash Numbers are selected, consult factory for dimensions.

Dash No.	Conduit Size (Ref)			H Thread Class 2A	Ø J ± .015 (.4)
	72	74	75		
06	06	06	-	7/16 - 28 UNEF	.193 (4.9)
08	-	-	08	1/2 - 20 UNF	.255 (6.5)
09	09	09	09	9/16 - 24 UNEF	.286 (7.3)
10	-	10	-	9/16 - 24 UNEF	.317 (8.1)
12	12	12	12	5/8 - 24 UNEF	.380 (9.7)
14	14	14	-	11/16 - 24 UNEF	.442 (11.2)
16	16	16	16	3/4 - 20 UNEF	.505 (12.8)
20	20	20	20	7/8 - 20 UNEF	.630 (16.0)
24	24	24	24	1 - 20 UNEF	.755 (19.2)
28	28	28	-	1 3/16 - 18 UNEF	.880 (22.4)
32	32	32	32	1 5/16 - 18 UNEF	1.005 (25.5)
40	40	40	40	1 1/2 - 18 UNEF	1.255 (31.9)
48	48	48	48	1 3/4 - 18 UNS	1.505 (38.2)
56	-	56	56	2 - 18 UNS	1.755 (44.6)
64	-	64	64	2 1/4 - 16 UN	2.005 (50.9)
80	-	-	80	2 3/4 - 16 UN	2.505 (63.6)

*** Consult factory for adapters using 3.000 inch (76.2) conduit

Sym	Finish
B	Olive Drab over Cadmium Plate
J	Gold Iridite over Cadmium Plate over Nickel
M	Electroless Nickel
N	Olive Drab over Cadmium Plate over Nickel
NC	Zinc Cobalt, Olive Drab
NF	Olive Drab over Cadmium Plate over Electroless Nickel (1000 Hour salt Spray)
T	Bright Dip Cadmium over Nickel
Z1	Passivate

