

### Features

- Four beads in one package
- High speed and high impedance
- Nickel barrier

### Applications

- Waveform correction in:
  - Personal computers
  - Electrical equipment
  - Communication equipment
- Prevents noise intrusion in video, LCD
- Parallel signal line

## MA Series Chip Ferrite Bead Arrays

### Electrical Specifications

Model Number	Impedance (Ω) at 100MHz	RDC (Ω) Max.	IDC (mA) Max.
MA3216-600M4	60	0.12	200
MA3216-800M4	80	0.15	150
MA3216-121M4	120	0.20	100
MA3216-201M4	200	0.30	100
MA3216-301M4	300	0.45	100
MA3216-471M4	470	0.45	100
MA3216-601M4	600	0.50	100
MA3216-102M4	1000	0.80	100
MA3216-600T4	60	0.12	200
MA3216-121T4	120	0.20	200
MA3216-201T4	200	0.30	150
MA3216-301T4	300	0.45	150
MA3216-601T4	600	0.50	100
MA3216-102T4	1000	0.80	50
MA3216-500S4	50	0.20	200
MA3216-800S4	80	0.25	200
MA3216-121S4	120	0.25	200
MA3216-201S4	200	0.30	200
MA3216-301S4	300	0.40	200

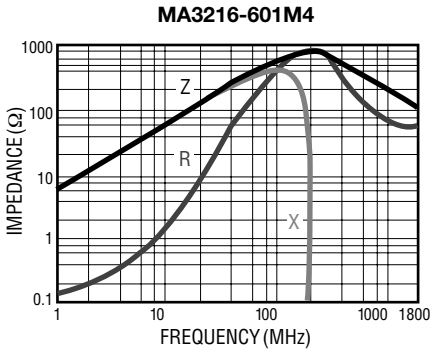
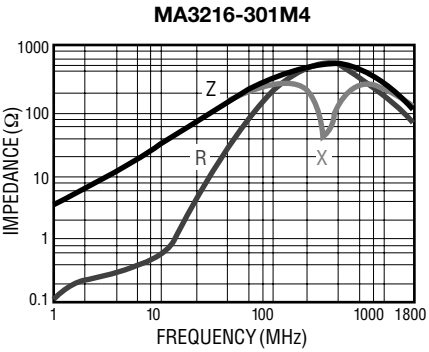
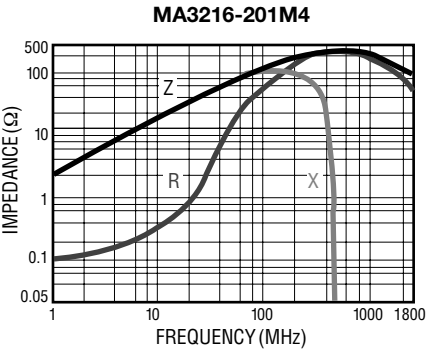
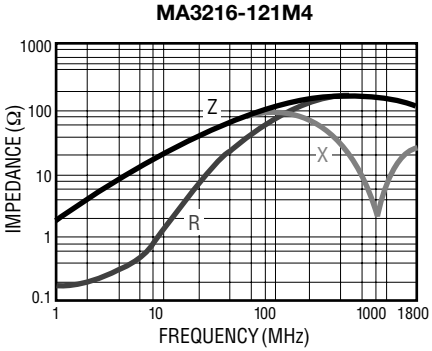
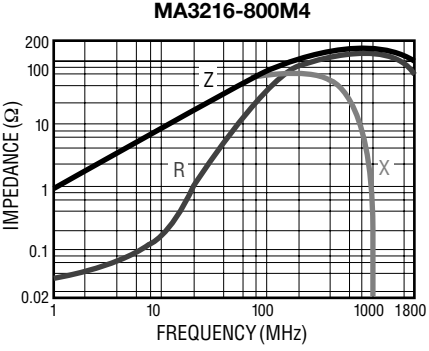
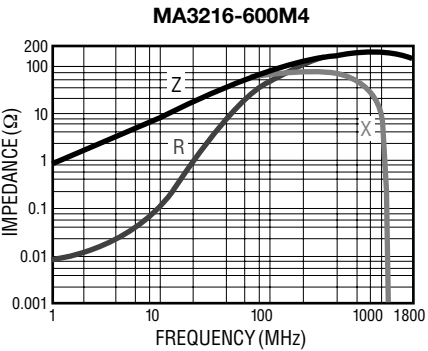
### General Specifications

Operating Temperature .....-55 °C to +125 °C  
 Storage Temperature...-55 °C to +125 °C  
 Storage Condition .....+40 °C max. at 70 % RH  
 Impedance Tolerance.....±25 %  
 Reflow Soldering .....230 °C, 10 seconds max.  
 Resistance to Soldering Heat .....260 °C, 10 seconds  
 Model Designator  
 M4 .....High Impedance  
 T4 .....Low Speed  
 S4 .....High Speed  
 Rated Current.....Based on max. temperature rise of +40 °C  
 Terminal Strength (Force "F" applied for 30 seconds)  
 3216 Series.....1.2 F (Kg)

### Materials

Core Material .....Ferrite  
 Internal Conductor.....Ag  
 Terminal .....Ag/Ni/Sn

### Electrical Specifications (continued)

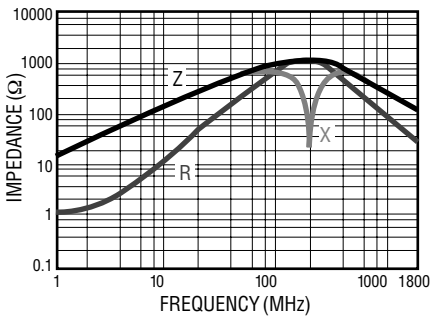


\*RoHS Directive 2002/95/EC Jan 27 2003 including Annex Specifications are subject to change without notice. Customers should verify actual device performance in their specific applications.

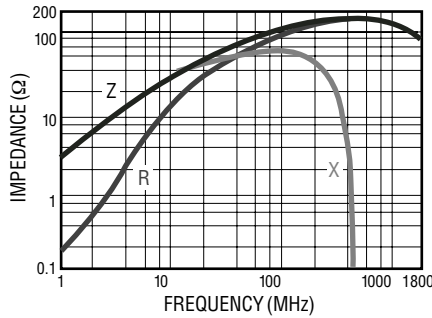
# MA Series Chip Ferrite Bead Arrays

## Electrical Specifications (Continued)

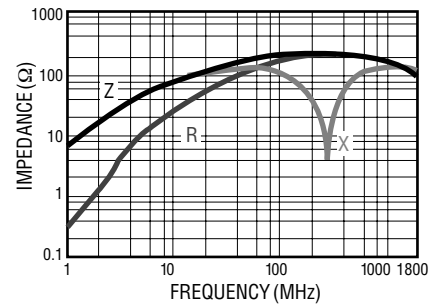
**MA3216-102M4**



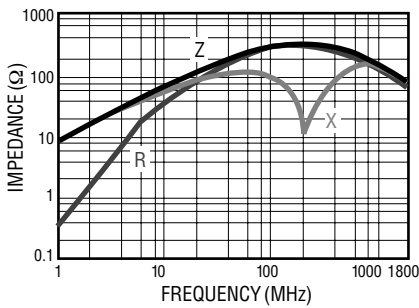
**MA3216-121T4**



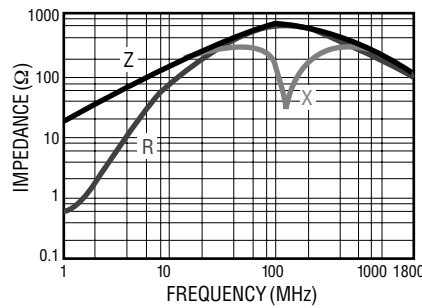
**MA3216-201T4**



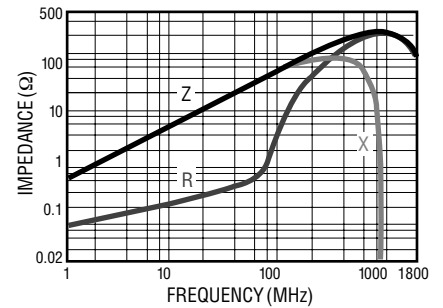
**MA3216-301T4**



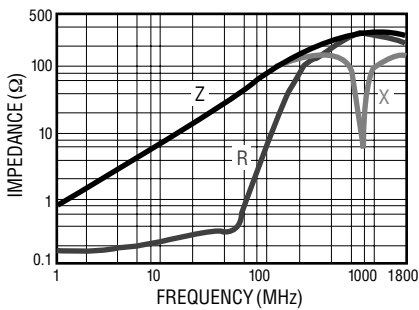
**MA3216-601T4**



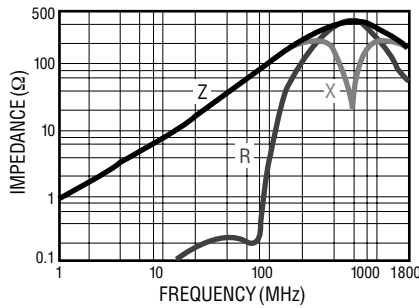
**MA3216-500S4**



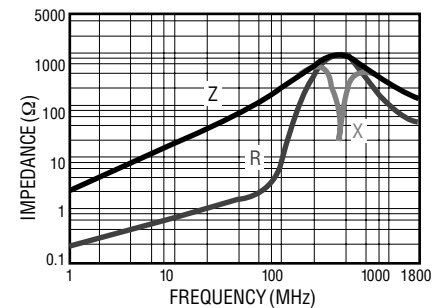
**MA3216-800S4**



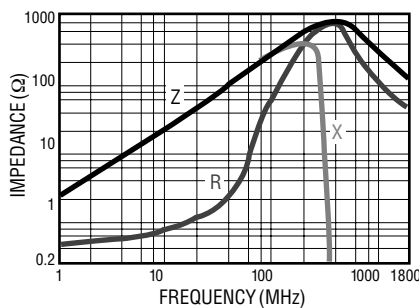
**MA3216-121S4**



**MA3216-201S4**



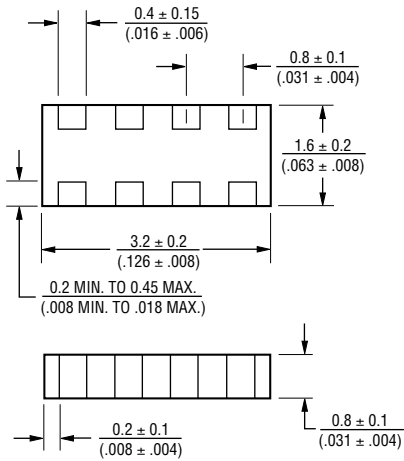
**MA3216-301S4**



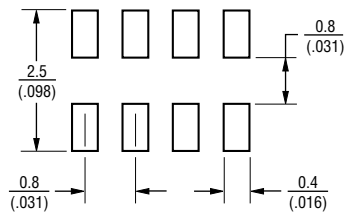
Specifications are subject to change without notice. Customers should verify actual device performance in their specific applications.

# MA Series Chip Ferrite Bead Arrays

## Product Dimensions

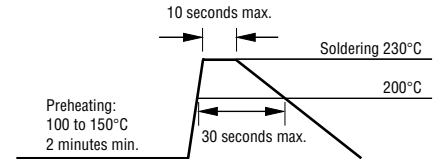


## Recommended Land Pattern

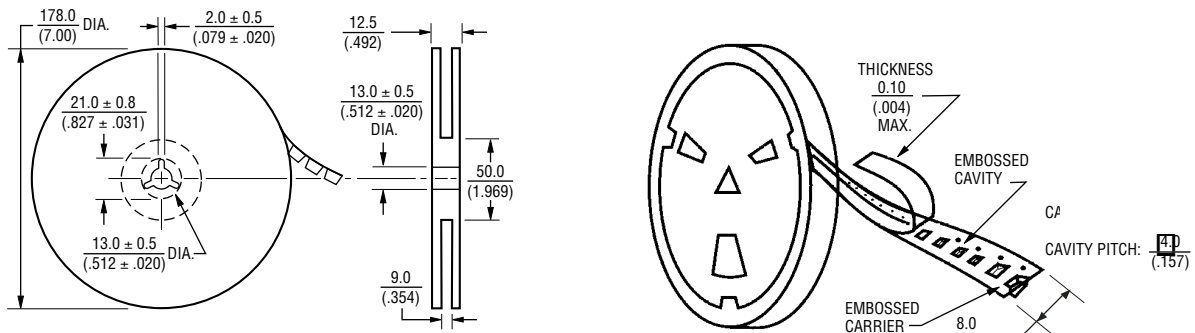


DIMENSIONS ARE:  $\frac{\text{MM}}{\text{(INCHES)}}$

## Recommended Soldering



## Reel Dimensions



3000 pcs. per reel.  
Gross weight: 140g.