

Features

- Monolithic construction offering high reliability
- Magnetically shielded construction providing low radiation
- Low DC resistance
- Low profile, 1008 size (2.5 x 2 x 0.9 mm)
- RoHS compliant*

Applications

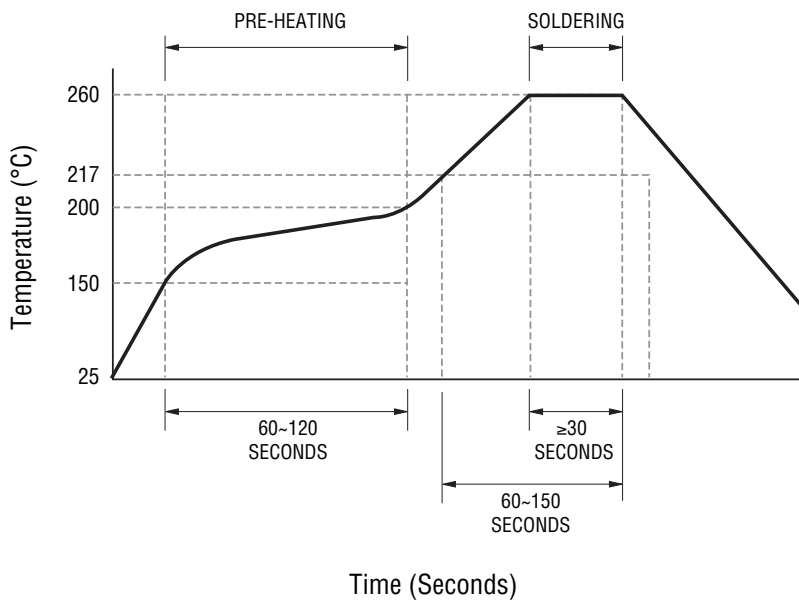
- DC/DC converters for:
 - Smart phones
 - DVCs / DSCs
 - Tablets
 - HDDs / SSDs
 - Mobile electronic devices

CVH252009 Series Multilayer Power Chip Inductors

Electrical Specifications

Bourns® Part No.	Inductance @ 1 MHz		SRF (MHz)	DCR (Ohms)	IDC (mA)
	L (µH)	Tol.			
CVH252009-R47M	0.47	±20 %	100	0.04	1800
CVH252009-1R0M	1.0	±20 %	60	0.055	1600
CVH252009-1R5M	1.5	±20 %	50	0.07	1500
CVH252009-2R2M	2.2	±20 %	40	0.08	1300
CVH252009-3R3M	3.3	±20 %	30	0.10	1200
CVH252009-4R7M	4.7	±20 %	25	0.11	1100

Soldering Profile (Lead Free Solder)



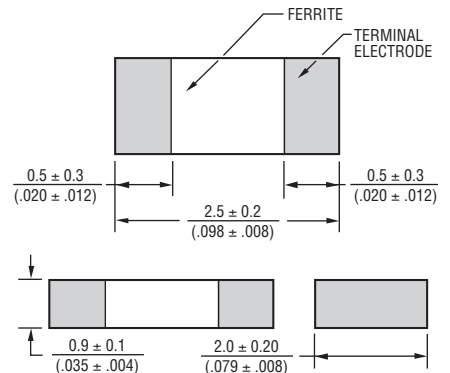
General Specifications

Operating Temperature-55 °C to +125 °C
 (Temperature rise included)
 Storage Temperature+40 °C max. at 70 % RH
 Resistance to Soldering Heat+260 °C
 Temperature Rise 40 °C at rated current

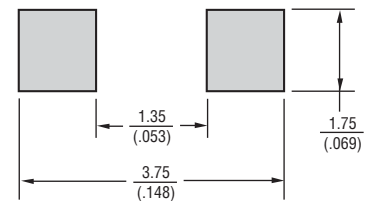
Materials

Core..... Ferrite
 Terminal..... Ni/Sn
 Packaging..... 3000 pcs. per 7 inch reel

Product Dimensions

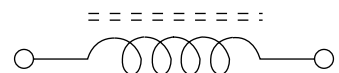


Recommended Layout



DIMENSIONS: $\frac{\text{MM}}{\text{(INCHES)}}$

Schematic



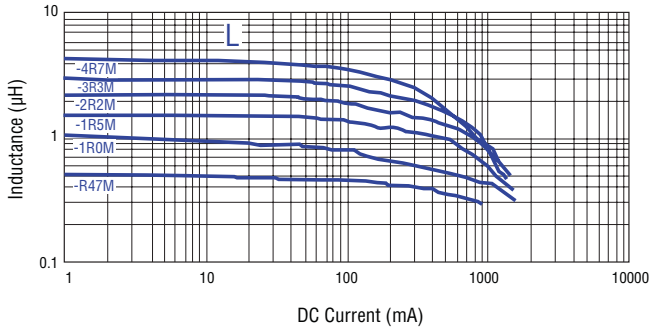
Asia-Pacific: Tel: +886-2 2562-4117 • Fax: +886-2 2562-4116
 Europe: Tel: +41-41 768 5555 • Fax: +41-41 768 5510
 The Americas: Tel: +1-951 781-5500 • Fax: +1-951 781-5700
 www.bourns.com

*RoHS Directive 2002/95/EC Jan. 27, 2003 including annex and RoHS Recast 2011/65/EU June 8, 2011. Specifications are subject to change without notice. Customers should verify actual device performance in their specific applications.

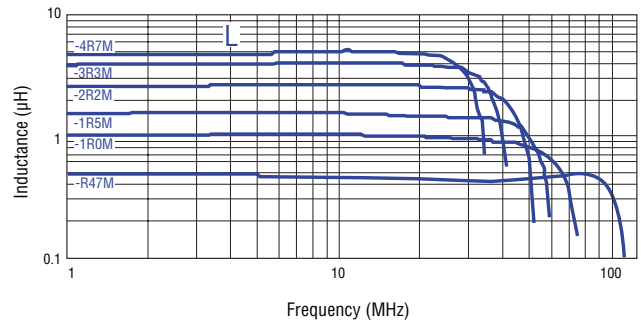
CVH252009 Series Multilayer Power Chip Inductors

BOURNS®

L vs. Idc



L vs. Frequency



Packaging Specifications

