



## Features

- RoHS compliant\*
- Bifilar or sector windings
- Wide frequency range over 1000 MHz
- Rated current 0.2 to 0.5A
- Open construction is more economical than DR332 Series

## Applications

- For the suppression of EMI in data and signal lines, e.g. CAN Bus

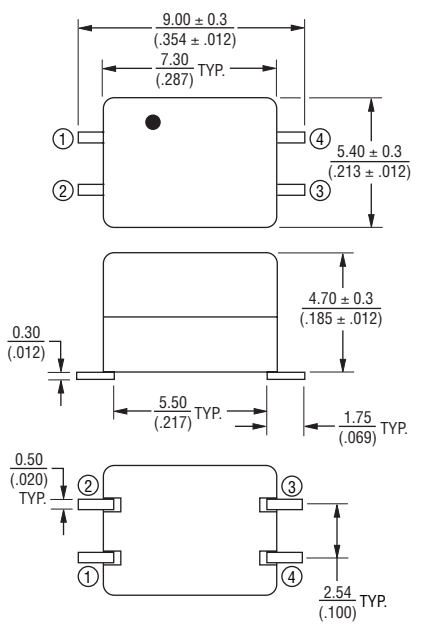
# DR331 Series Surface Mount Data Line Chokes

### Electrical Characteristics (@ 25 °C)

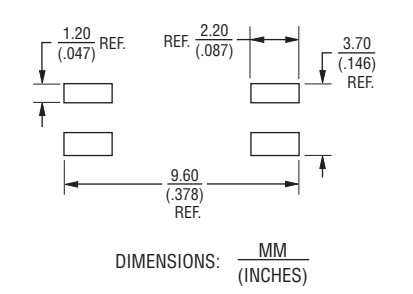
Bourns Part Number	L (1-4) @ 100 kHz, 0.1 Vrms (μH)	LL (1-4) @ 100 kHz, 0.1 Vrms (Typ.) (2-3 Short)	RDC (Ω) (Winding) Max.	Rated Current Max.	Winding
DR331-113BE	11.0 ±25 %	0.05 μH	0.12	0.5 A	Bifilar
DR331-253AE	25.0 ±25 %	1.50 μH	0.20	0.5 A	Sector
DR331-513AE	51.0 ±25 %	2.00 μH	0.30	0.5 A	Sector
DR331-513BE	51.0 ±25 %	0.60 μH	0.30	0.5 A	Bifilar
DR331-104AE	100.0 ±25 %	0.85 μH	0.10	0.5 A	Sector
DR331-474BE	470.0 ±25 %	0.28 μH	0.28	0.5 A	Bifilar
DR331-105BE	1000.0 ±25 %	0.29 μH	0.40	0.5 A	Bifilar
DR331-225BE	2200.0 ±25 %	0.30 μH	0.70	0.3 A	Bifilar
DR331-475BE	4700.0 ±25 %	0.30 μH	0.70	0.2 A	Bifilar

Rated Voltage .....80 Vdc/42 Vac  
 Hipot (1 sec.).....250 Vac/60 Hz, 3 mA  
 \*Operating Temperature ...-40 to +135 °C  
 \*Storage Temperature .....-40 to +135 °C  
 Temperature Rise  
 .....30 °C max. at rated current  
 Resistance to Solder Heat  
 .....260 °C 10 sec.  
 Core .....Ferrite  
 Wire .....Enameled copper wire (Class F)  
 Base .....Phenolic (UL 94V-0)  
 Terminal .....Cu/Ni/Sn  
 Adhesive.....Epoxy resin  
 Packaging .....1500 pcs. per reel

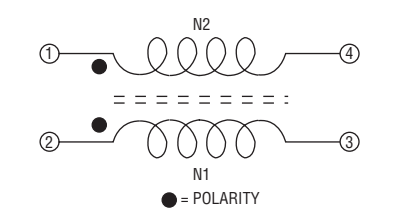
### Product Dimensions



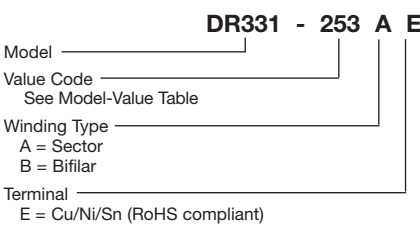
### Recommended PCB Layout



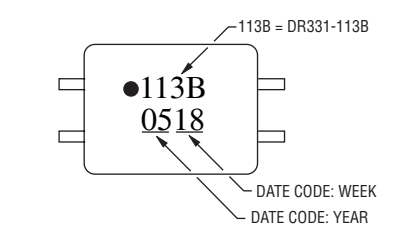
### Schematic



### How to Order



### Typical Part Marking

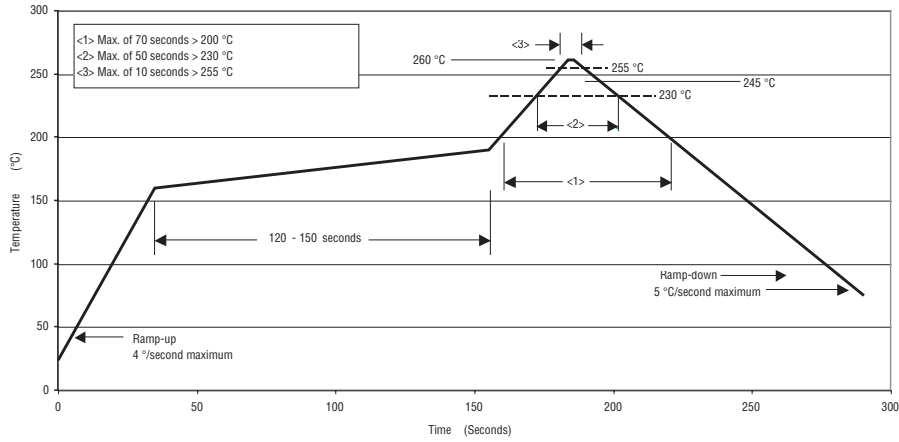


\*RoHS Directive 2002/95/EC Jan. 27, 2003 including annex and RoHS Recast 2011/65/EU June 8, 2011.  
 Specifications are subject to change without notice.  
 Customers should verify actual device performance in their specific applications.

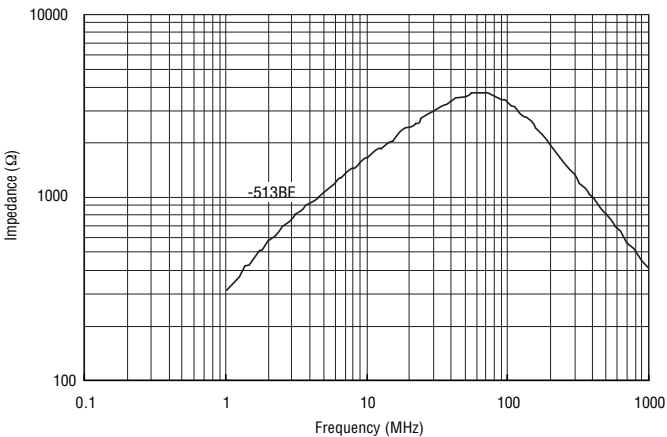
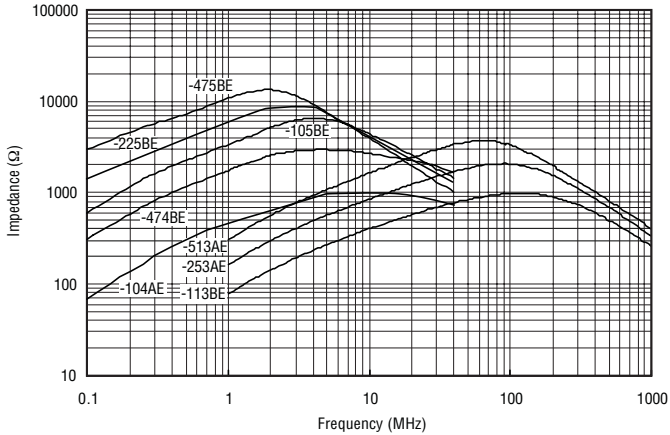
# DR331 Series Surface Mount Data Line Chokes

**BOURNS®**

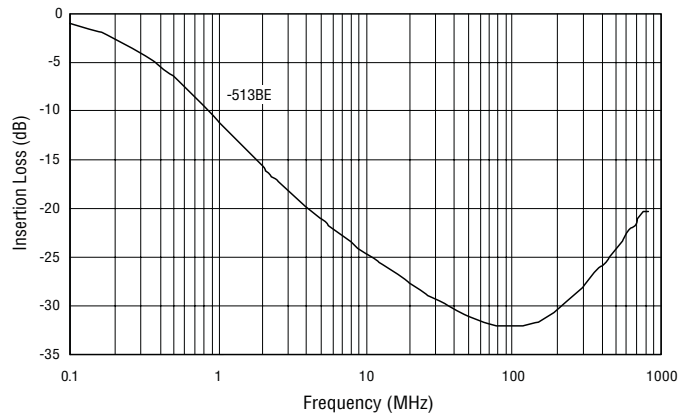
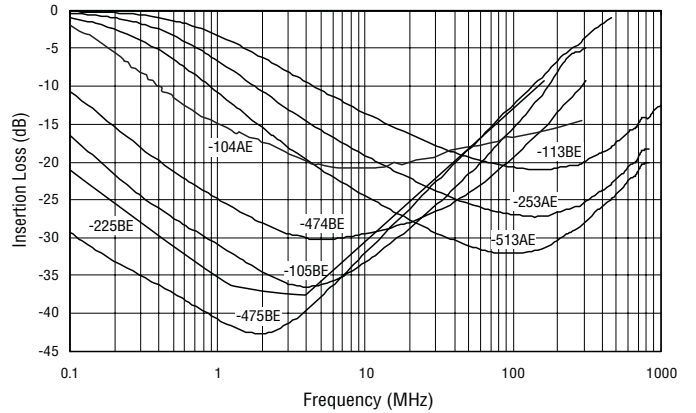
## Solder Profile



## Impedance vs. Frequency



## Insertion Loss vs. Frequency

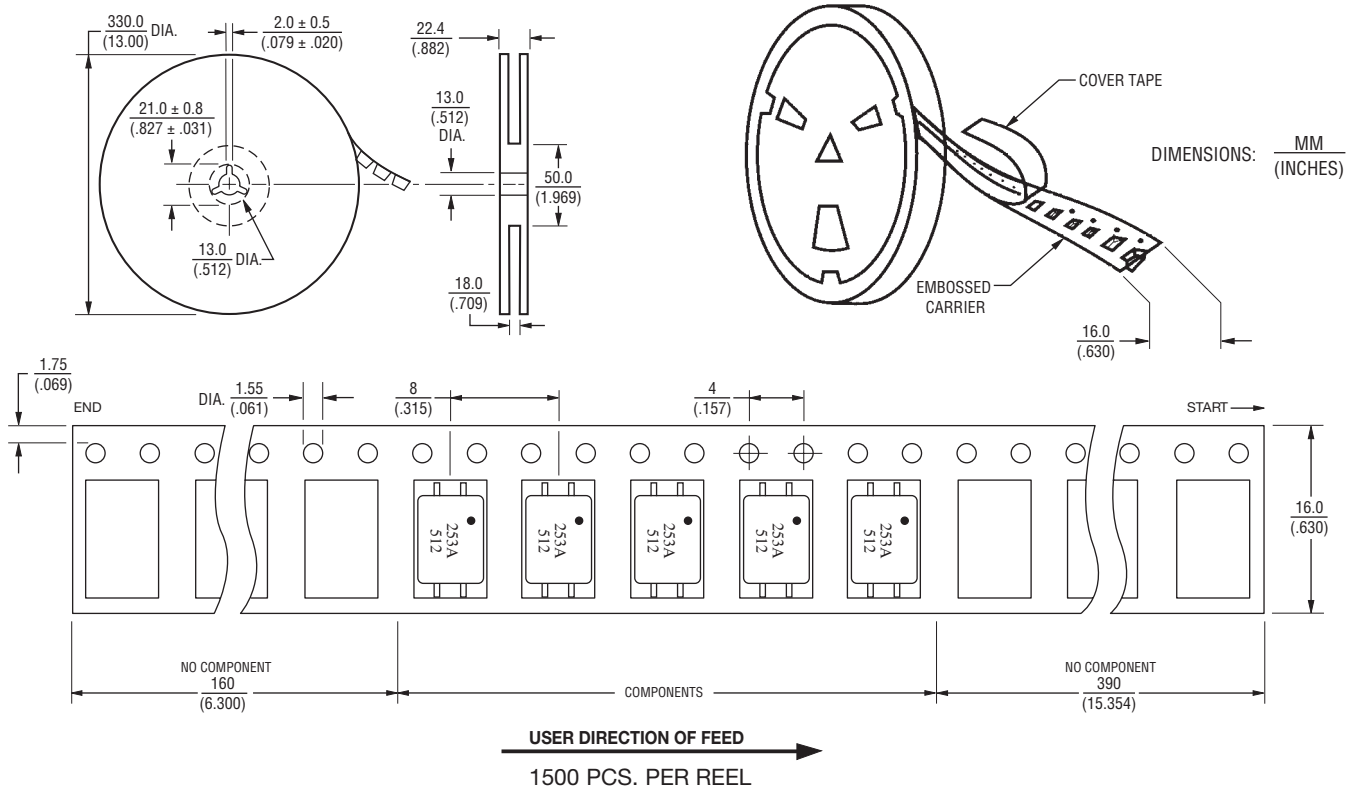


Specifications are subject to change without notice.  
Customers should verify actual device performance in their specific applications.

# DR31 Series Surface Mount Data Line Chokes

**BOURNS®**

## Packaging Specifications



REV. 06/12

Specifications are subject to change without notice.  
Customers should verify actual device performance in their specific applications.