

Features

- Formerly J. W. Miller® model
- High Q value
- Inductance range: 270 μ H to 1000 μ H
- RoHS compliant*

Applications

- Filters
- Output chokes

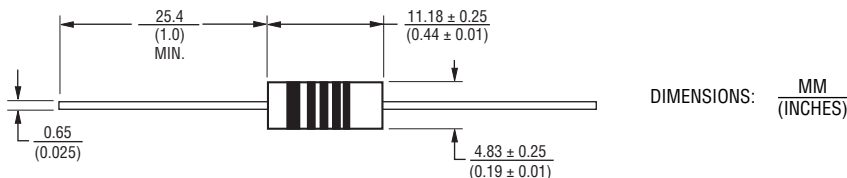
BOURNS®

9220 Series Molded Axial Inductor

Electrical Specifications

Bourns Part No.	Inductance		Q Min.	Test Frequency (MHz)	SRF (MHz) Min.	DCR (Ω) Max.	Idc (mA)
	(μ H)	Tol. (%)					
9220-00-RC	270	± 5	65	0.79	5.6	8.2	110
9220-02-RC	300	± 5	65	0.79	5.3	8.7	107
9220-04-RC	330	± 5	65	0.79	5.0	9.1	105
9220-06-RC	360	± 5	65	0.79	4.7	9.6	102
9220-08-RC	390	± 5	65	0.79	4.5	10.0	100
9220-10-RC	430	± 5	65	0.79	4.3	10.6	97
9220-12-RC	470	± 5	65	0.79	4.0	11.1	95
9220-14-RC	500	± 5	65	0.79	3.8	11.6	93
9220-15-RC	510	± 5	65	0.79	3.8	11.6	92
9220-16-RC	560	± 5	65	0.79	3.6	12.3	91
9220-18-RC	620	± 5	60	0.79	3.5	13.0	88
9220-20-RC	680	± 5	60	0.79	3.4	13.7	85
9220-22-RC	750	± 5	60	0.79	3.3	14.4	83
9220-24-RC	820	± 5	60	0.79	3.1	15.1	81
9220-26-RC	910	± 5	60	0.79	2.9	15.8	79
9220-28-RC	1000	± 5	60	0.79	2.8	16.5	78

Product Dimensions



General Specifications

Temperature Rise 35 °C at I_{dc}
 Operating Temperature -55 °C to +105 °C
 Storage Temperature ... -55 °C to +105 °C
 Dielectric Strength 1000 V_{rms}

Materials

Core Ferrite
 Wire Enameled copper
 Terminal Coating Sn
 Packaging
 Standard 1000 pcs. per bag
 Optional 2500 pcs. per 14-inch reel

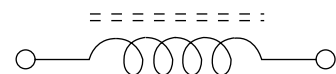
How to Order

Model **9220 - 02 - RC**
 Value Code
 Two-digit code from table
 (Example: -02 = 300 μ H)
 Packaging Code
 Blank = 1000 pcs./bag
 TR = 2500 pcs./14-inch reel
 Compliance Code
 RC = RoHS compliant*

Examples:

- 9220-00-RC = 270 μ H packaged 1000 pcs./bag.
- 9220-16-TR-RC = 560 μ H packaged 2500 pcs./14-inch reel.

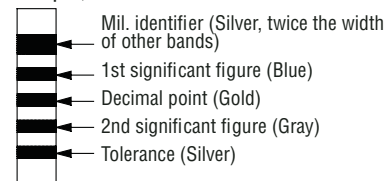
Electrical Schematic



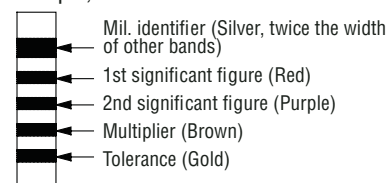
Typical Part Marking - MIL-STD Color Code

Color	1st & 2nd Significant Figure or Decimal Point	Multiplier	Tolerance
Black	0	1	
Brown	1	10	
Red	2	100	
Orange	3	1000	
Yellow	4		
Green	5		
Blue	6		
Violet	7		
Gray	8		
White	9		
Silver			$\pm 10\%$
Gold	Decimal Point		$\pm 5\%$

Example for L value less than 10 μ H 6.8 μ H, $\pm 10\%$



Example for L value 10 μ H and higher 270 μ H, $\pm 5\%$



REV. 06/09

*RoHS Directive 2002/95/EC Jan. 27, 2003 including annex and RoHS Recast 2011/65/EU June 8, 2011. Specifications are subject to change without notice. Customers should verify actual device performance in their specific applications