

Features

- Formerly J.W. Miller® model
- Available in E6 series
- Low profile of only 6.6 mm
- Inductance as low as 1 µH
- RoHS compliant*

Applications

- Input/output of DC/DC converters
- Power supplies for:
 - Portable communication equipment
 - Camcorders
 - LCD TVs
 - Car radios

PM5022 Series - SMD Power Inductor

Electrical Specifications

Bourns Part No.	Inductance 100 kHz		Q Ref.	Test Frequency (MHz)	SRF Typ. (MHz)	RDC (mΩ)	I rms Max. (A)	I sat Typ. (A)
	(µH)	Tol. %						
PM5022-1R0M-RC	1.0	± 20	21	7.96	100.0	4.0	10.0	30.00
PM5022-2R2M-RC	2.2	± 20	22	7.96	55.0	6.8	9.00	22.00
PM5022-3R3M-RC	3.3	± 20	22	7.96	40.0	9.8	7.60	17.00
PM5022-5R6M-RC	5.6	± 20	23	7.96	30.0	15.0	6.40	12.80
PM5022-8R2M-RC	8.2	± 20	22	7.96	27.0	20.0	7.00	9.40
PM5022-100M-RC	10	± 20	22	2.52	25.0	25.0	5.30	10.00
PM5022-150M-RC	15	± 20	20	2.52	17.0	35.0	4.30	8.00
PM5022-220M-RC	22	± 20	22	2.52	13.0	45.0	3.60	6.70
PM5022-330M-RC	33	± 20	24	2.52	11.0	68.0	3.00	5.40
PM5022-470M-RC	47	± 20	22	2.52	9.0	95.0	2.50	4.60
PM5022-680M-RC	68	± 20	22	2.52	8.0	130.0	2.10	3.80
PM5022-101K-RC	100	± 10	25	0.796	7.0	190.0	1.70	3.20
PM5022-151K-RC	150	± 10	23	0.796	5.0	270.0	1.40	2.60
PM5022-221K-RC	220	± 10	20	0.796	4.5	420.0	1.10	2.20
PM5022-331K-RC	330	± 10	18	0.796	3.5	580.0	1.00	1.80
PM5022-471K-RC	470	± 10	15	0.796	3.0	820.0	0.80	1.50
PM5022-681K-RC	680	± 10	12	0.796	2.5	1200.0	0.70	1.20
PM5022-102K-RC	1000	± 10	10	0.252	2.0	1800.0	0.50	1.00

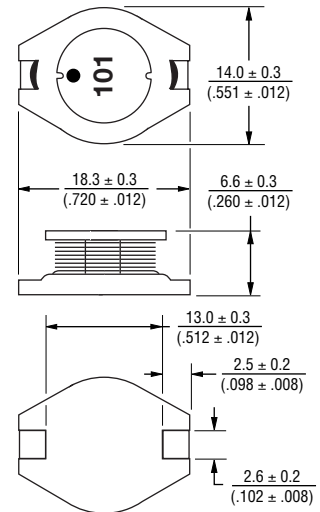
General Specifications

Test Voltage 0.1 V
 Reflow soldering 250 °C; 10 sec max.
 (In compliance with JEDEC, J-STD-020C, Table 4-2)
 Operating Temperature -40 °C to +125 °C
 (Temperature rise included)
 Storage Temperature -40 °C to +125 °C
 Resistance to Soldering Heat 250 °C, 10 sec. max.

Materials

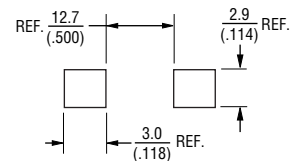
Core Ferrite DR
 Wire Enameled copper
 Base LCP E4008
 Terminal Cu/Sn
 Rated Current Ind. drop 10 % typ. at Isat
 Temperature Rise 40 °C max. at rated I_{rms}
 Packaging 250 pcs. per reel

Product Dimensions



• = START OF WINDING

Recommended Layout



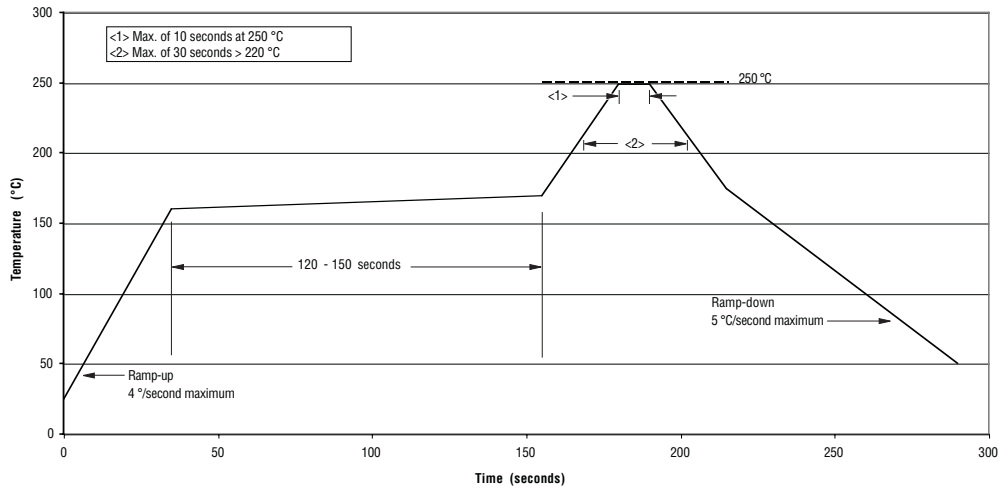
DIMENSIONS: $\frac{\text{MM}}{\text{(INCHES)}}$

*RoHS Directive 2002/95/EC Jan. 27, 2003 including annex and RoHS Recast 2011/65/EU June 8, 2011. Specifications are subject to change without notice. Customers should verify actual device performance in their specific applications.

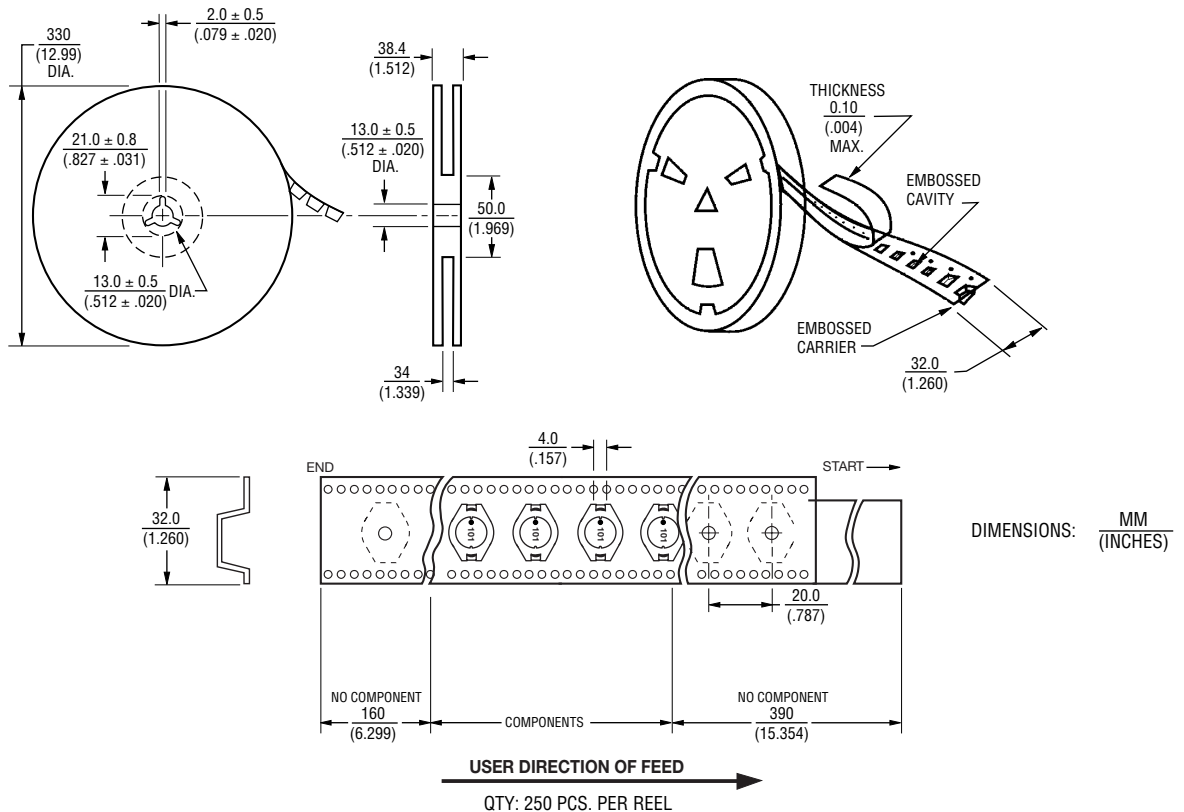
PM5022 Series - SMD Power Inductor

BOURNS®

Soldering Profile



Packaging Specifications



REV. 07/09

Specifications are subject to change without notice.
Customers should verify actual device performance in their specific applications.