


Features

- Size: 8 mm diameter, 6 mm length
- Low capacitance
- High insulation resistance
- RoHS compliant*
-  UL Recognized

Applications

- Telecommunications equipment
- Industrial equipment/electronics
- Consumer electronics

2045 Series Medium Duty 2-Electrode Gas Discharge Tube

Characteristics

Test Methods per ITU-T (CCITT) K.12 and IEEE C62.31.

Characteristic	Model No.					
	2045-07	2045-09	2045-12	2045-13	2045-14	2045-23
DC Sparkover $\pm 30\%$ @ 100 V/s	75 V	90 V	120 V	130 V	145 V	230 V
Impulse Sparkover						
100 V/ μ s	< 500 V	< 500 V	< 500 V	< 500 V	< 500 V	< 500 V
1000 V/ μ s	< 600 V	< 600 V	< 700 V	< 700 V	< 700 V	< 700 V

Characteristic	Model No.				
	2045-25	2045-30	2045-35	2045-40	2045-47
DC Sparkover $\pm 30\%$ @ 100 V/s	250 V	300 V	350 V	400 V	470 V
Impulse Sparkover					
100 V/ μ s	< 500 V	< 700 V	< 700 V	< 800 V	< 900 V
1000 V/ μ s	< 700 V	< 900 V	< 900 V	< 1000 V	< 1100 V

Insulation Resistance (IR) NOTE 1	50 / 100 / 250 Vdc	> 10 G Ω
Glow Voltage	10 mA	~ 70 V
Arc Voltage	1 A	~ 10 V
Glow-Arc Transition Current		< 1 A
Maximum Capacitance	1 MHz	< 1.5 pF
Impulse Discharge Current.....	15,000 A, 8/20 μ s	1 operation
	10,000 A, 8/20 μ s	10 operations
Alternating Discharge Current	5 A, 50 Hz, 1 second.	1 operation
	65 A, Single, 9 cycles	1 operation
Impulse Life	100 A 10/1000 μ s	500 operations
Storage Temperature		-40 to +150 °C
Operating Temperature.....		-30 to +85 °C
DC Holdover Voltage NOTE 2		< 150 ms
Climatic Category (IEC 60068-1).....		40 / 90 / 21

Notes:

- UL Recognized component, UL File E153537.
- At delivery AQL 0.65, level II DIN ISO 2859.

Note 1:	<u>DC Breakdown Voltage</u>	<u>DC Measuring Voltage</u>
	75–90 V	50 V
	120–400 V	100 V
	470	250 V

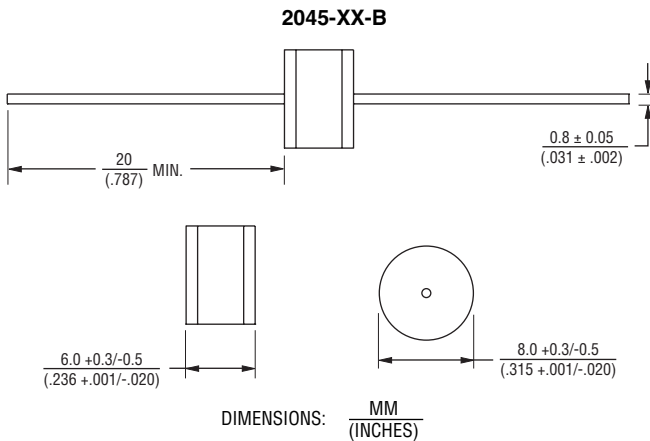
Note 2:	<u>DC Breakdown Voltage</u>	<u>DC Holdover Voltage</u>
	75–145 V	52 V
	230 V	80 V
	250 V	135 V
	300–470 V	150 V

*RoHS Directive 2002/95/EC Jan. 27, 2003 including annex and RoHS Recast 2011/65/EU June 8, 2011.
 Specifications are subject to change without notice.
 Customers should verify actual device performance in their specific applications.

2045 Series Medium Duty 2-Electrode Gas Discharge Tube

BOURNS®

Product Dimensions

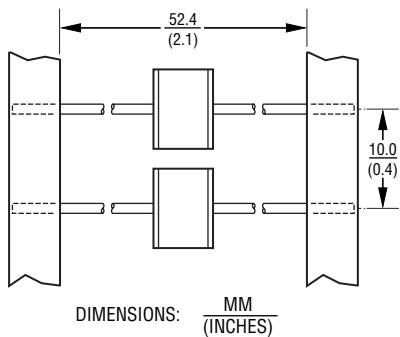


Note: Custom leadforms available - please contact Bourns for details.

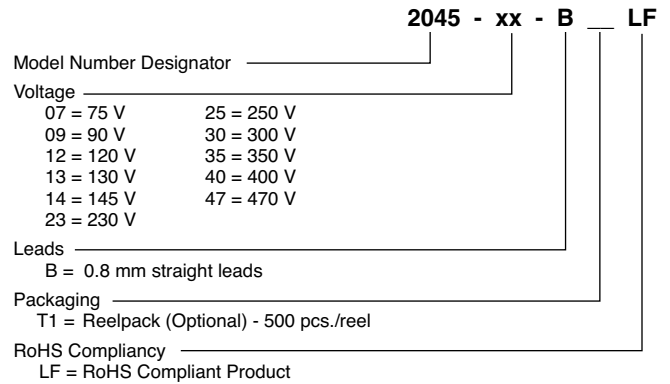
Packaging Specifications

The reelpack (-BT1LF) contains 500 pieces per reel. Reel is 330 mm in diameter and 68 mm wide. Two reels per box (1K units).

2045-XX-BT1LF — 0.8 mm (0.032 in.) dia. lead wire



How to Order



BOURNS®

Asia-Pacific: Tel: +886-2 2562-4117 • Fax: +886-2 2562-4116
Europe: Tel: +41-41 768 5555 • Fax: +41-41 768 5510
The Americas: Tel: +1-951 781-5500 • Fax: +1-951 781-5700
www.bourns.com

REV. A 06/12

Specifications are subject to change without notice.
 Customers should verify actual device performance in their specific applications.