

Features

- Available in E6 values
- Range from 1.0 μ H to 1000 μ H
- RoHS compliant*

Applications

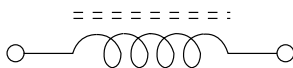
- Input/output of DC/DC converters
- Power supplies for:
 - Portable communication equipment
 - Camcorders
 - LCD TVs
 - Car radios

SDR7030 Series - SMD Power Inductors

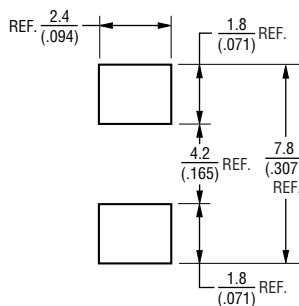
Electrical Specifications

Bourns Part No.	Inductance 100 kHz		Q Typ.	Test Frequency (MHz)	SRF Min. (MHz)	RDC Max. (Ω)	I rms Max. (A)	I sat Typ. (A)
	(μ H)	Tol. %						
SDR7030-1R0M	1.0	± 20	18	7.96	113	0.022	3.00	4.30
SDR7030-1R5M	1.5	± 20	17	7.96	100	0.027	2.75	3.60
SDR7030-2R2M	2.2	± 20	17	7.96	80	0.030	2.60	3.20
SDR7030-3R5M	3.5	± 20	17	7.96	59	0.038	2.20	2.60
SDR7030-4R7M	4.7	± 20	14	7.96	43	0.048	1.85	2.25
SDR7030-6R2M	6.2	± 20	17	7.96	41	0.058	1.65	2.00
SDR7030-100M	10.0	± 20	16	2.52	35	0.075	1.50	1.60
SDR7030-150M	15.0	± 20	14	2.52	33	0.115	1.20	1.30
SDR7030-220M	22.0	± 20	14	2.52	32	0.160	1.02	1.10
SDR7030-330M	33.0	± 20	13	2.52	24	0.230	0.85	0.90
SDR7030-470K	47.0	± 10	12	2.52	18	0.340	0.70	0.78
SDR7030-680K	68.0	± 10	12	2.52	16	0.480	0.58	0.64
SDR7030-101K	100.0	± 10	18	0.796	15	0.720	0.46	0.52
SDR7030-151K	150.0	± 10	18	0.796	12	0.920	0.40	0.42
SDR7030-221K	220.0	± 10	23	0.796	9	1.600	0.32	0.34
SDR7030-331K	330.0	± 10	24	0.796	7	2.200	0.26	0.28
SDR7030-471K	470.0	± 10	30	0.796	6	2.800	0.22	0.23
SDR7030-681K	680.0	± 10	28	0.796	5	4.350	0.18	0.18
SDR7030-102K	1000.0	± 10	66	0.252	4	6.200	0.15	0.15

Electrical Schematic



Recommended Layout



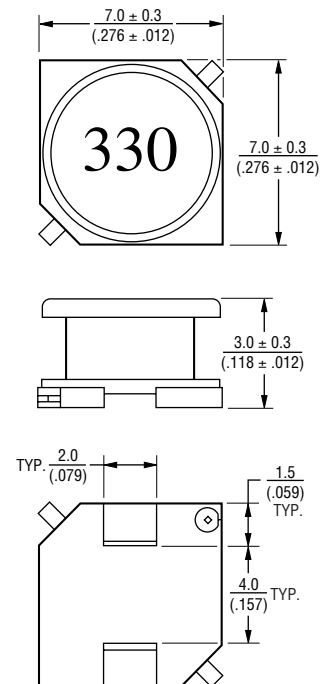
General Specifications

Test Voltage.....0.1 V
 Reflow Soldering ...230 °C, 50 sec. max.
 Operating Temperature ..-40 °C to +125 °C
 (Temperature rise included)
 Storage Temperature..-40 °C to +125 °C
 Resistance to Soldering Heat
260 °C for 10 sec.

Materials

CoreFerrite DR
 WireEnameled copper wire 130
 TerminalCu/Sn
 Rated Current
Ind. drop 10 % typ. at Isat
 Temperature Rise30 °C max.
 at rated Irms
 Packaging1500 pcs. per reel

Product Dimensions



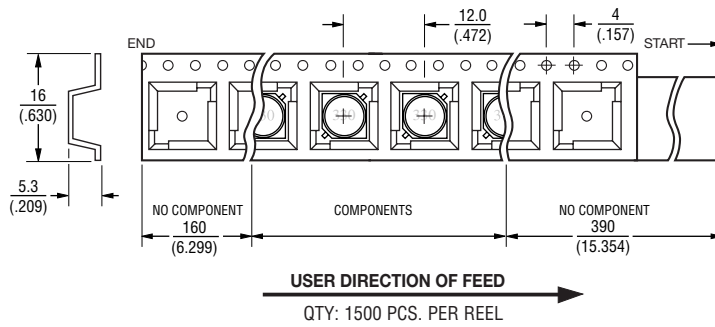
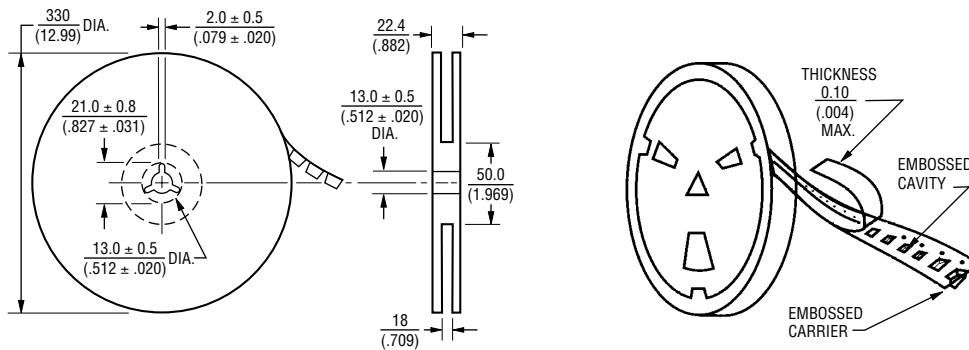
DIMENSIONS: $\frac{\text{MM}}{\text{(INCHES)}}$

*RoHS Directive 2002/95/EC Jan 27, 2003 including Annex.
 Specifications are subject to change without notice.
 Customers should verify actual device performance in their specific applications.

SDR7030 Series - SMD Power Inductors

BOURNS®

Packaging Specifications



DIMENSIONS: $\frac{\text{MM}}{\text{(INCHES)}}$

REV. 05/11

Specifications are subject to change without notice.
Customers should verify actual device performance in their specific applications.