

Features

- Available in E12 series
- Height of 10 mm
- Current rating up to 11 A
- RoHS compliant*

Applications

- Input/output of DC/DC converters
- Power supplies for:
 - Portable communication equipment
 - Camcorders
 - LCD TVs
 - Car radios

SRR1210 Series - Shielded SMD Power Inductors

Electrical Characteristics

Bourns Part No.	Inductance 100 KHz		Q Ref.	Test Frequency (MHz)	SRF MHz Typ.	DCR max. (mΩ)	I rms (A)	I sat (A)
	uH	Tol. %						
SRR1210-1R0Y	1.0	±30	10	7.96	85	6.0	11.0	16.5
SRR1210-1R8Y	1.8	±30	10	7.96	56	7.5	10.2	13.2
SRR1210-2R2Y	2.2	±30	10	7.96	54	9.0	9.5	12.2
SRR1210-3R3Y	3.3	±30	15	7.96	44	10	9.0	10.5
SRR1210-4R7Y	4.7	±30	8	7.96	35	12	8.5	9.6
SRR1210-5R6Y	5.6	±30	12	7.96	28	14	8.0	8.5
SRR1210-6R8Y	6.8	±30	12	7.96	20	15	7.9	8.3
SRR1210-8R2Y	8.2	±30	11	7.96	16	17	7.3	7.5
SRR1210-100M	10	±20	16	2.52	12	18	6.5	6.5
SRR1210-120M	12	±20	14	2.52	18	22	6.3	6.1
SRR1210-150M	15	±20	16	2.52	10.5	32	5.8	5.3
SRR1210-180M	18	±20	13	2.52	8.0	35	5.5	5.1
SRR1210-220M	22	±20	16	2.52	8.0	38	5.2	4.5
SRR1210-270M	27	±20	16	2.52	6.5	40	5.0	4.2
SRR1210-330M	33	±20	16	2.52	6.5	52	4.4	3.7
SRR1210-390M	39	±20	16	2.52	4.5	66	4.2	3.5
SRR1210-470M	47	±20	16	2.52	4.5	72	3.8	3.1
SRR1210-560M	56	±20	8	2.52	4.0	90	3.4	2.9
SRR1210-680M	68	±20	12	2.52	3.8	102	3.0	2.7
SRR1210-820M	82	±20	15	2.52	3.5	112	2.8	2.5
SRR1210-101M	100	±20	16	0.796	3.0	135	2.5	2.2
SRR1210-121M	120	±20	13	0.796	2.6	170	2.3	1.9
SRR1210-151M	150	±20	12	0.796	2.2	190	2.2	1.8
SRR1210-181M	180	±20	14	0.796	1.8	250	1.9	1.6
SRR1210-221M	220	±20	15	0.796	1.8	315	1.7	1.5
SRR1210-271M	270	±20	16	0.796	1.8	410	1.5	1.3
SRR1210-331M	330	±20	14	0.796	1.8	450	1.4	1.2
SRR1210-391M	390	±20	16	0.796	1.3	600	1.3	1.1
SRR1210-471M	470	±20	12	0.796	0.85	820	1.2	1.0
SRR1210-561M	560	±20	12	0.796	0.85	900	1.1	0.95
SRR1210-681M	680	±20	11	0.796	0.85	1200	1.0	0.85
SRR1210-821M	820	±20	6	0.796	0.85	1320	0.85	0.75
SRR1210-102M	1000	±20	22	0.796	0.85	1650	0.75	0.70

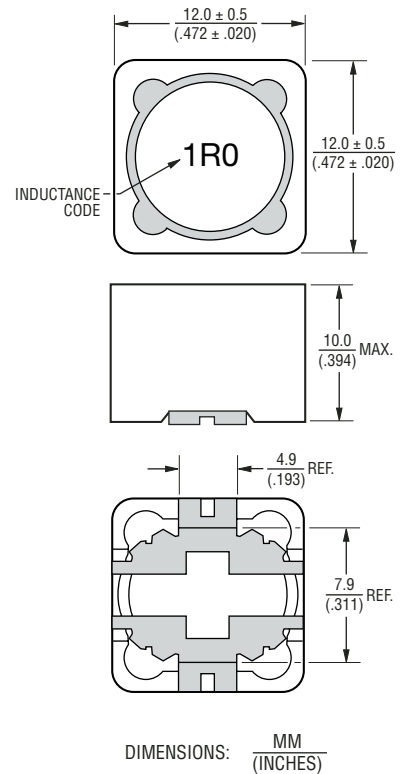
General Specifications

Test Voltage 0.25 volt/1 KHz
 Reflow Soldering ... 230 °C, 50 sec max.
 Operating Temperature
 -40 °C to +125 °C
 (Temperature rise included)
 Storage Temperature
 -40 °C to +125 °C
 Resistance to Soldering Heat
 260 °C for 5 sec.

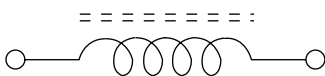
Materials

Core Ferrite DR & RI
 Wire Enameled copper
 Terminal coating Matte Sn
 Rated Current
 Ind. drop of 20 % typ. at Isat
 Temperature Rise .. 40 °C typical at Irms
 Packaging 250 pcs. per reel

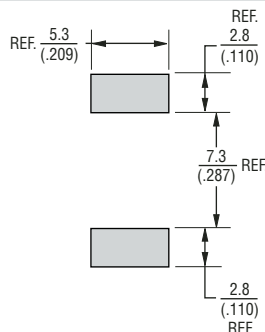
Product Dimensions



Schematic



Recommended Layout

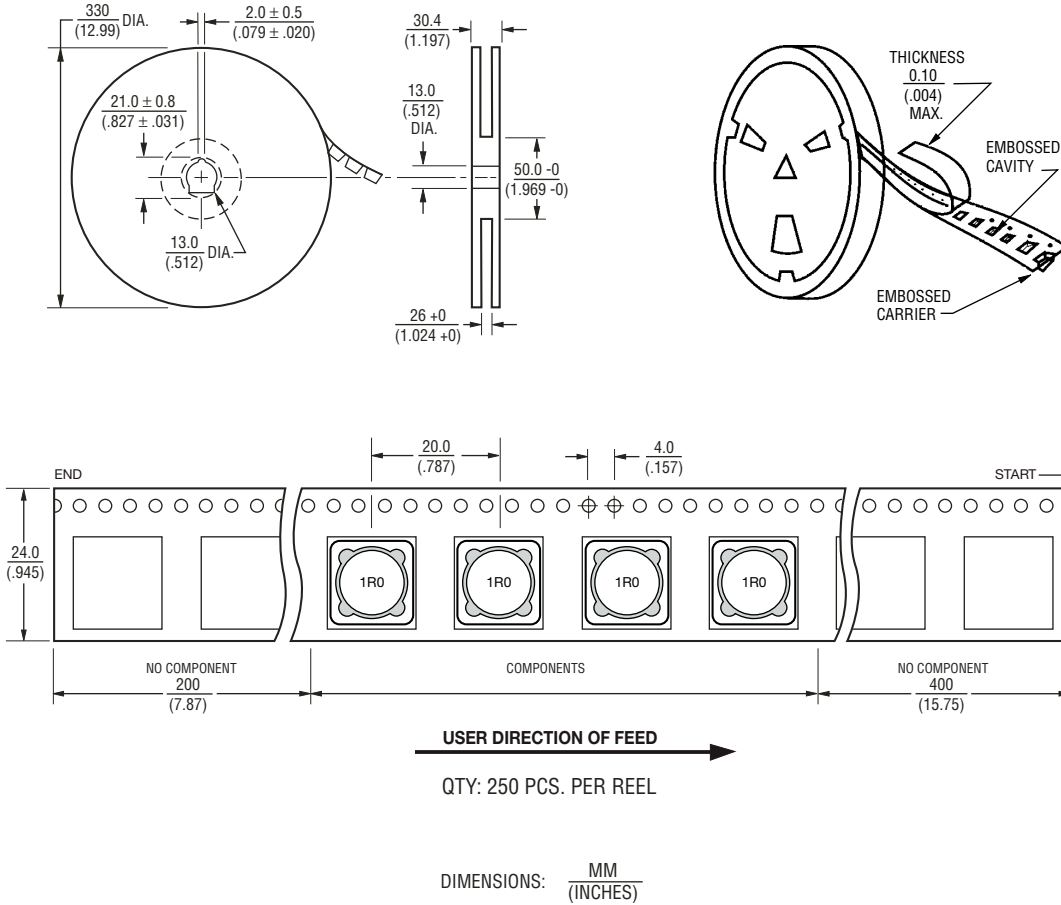


*RoHS Directive 2002/95/EC Jan 27 2003 including Annex.
 Specifications are subject to change without notice.
 Customers should verify actual device performance in their specific applications

SRR1210 Series - Shielded SMD Power Inductors

BOURNS®

Packaging Specifications



Asia-Pacific: Tel: +886-2 2562-4117 • Fax: +886-2 2562-4116
Europe: Tel: +41-41 768 5555 • Fax: +41-41 768 5510
The Americas: Tel: +1-951 781-5500 • Fax: +1-951 781-5700
www.bourns.com