


\*RoHS COMPLIANT



**BOURNS®**

## Features

- Available in E6 values
- Mounting height of only 1.15 mm
- Inductance value to 1.5 µH
- RoHS compliant\*

## Applications

- Input/output of DC/DC converters
- Power supplies for:
  - Portable communication equipment
  - Camcorders
  - LCD TVs
  - Car radios

# SRR3011 Series - Shielded SMD Power Inductors

### Electrical Specifications

Bourns Part No.	Inductance 100 kHz		Q Typ.	Test Frequency (MHz)	SRF Min. (MHz)	RDC Max. (Ω)	I rms Max. (A)	I sat Typ. (A)
	(µH)	Tol. %						
SRR3011-1R5YL	1.50	± 30	11	7.96	124	0.055	1.60	1.30
SRR3011-2R5YL	2.50	± 30	7	7.96	112	0.085	1.20	1.00
SRR3011-3R3YL	3.30	± 30	8	7.96	101	0.090	1.00	0.85
SRR3011-4R7YL	4.70	± 30	9	7.96	69	0.125	0.90	0.75
SRR3011-6R8YL	6.80	± 30	10	7.96	49	0.210	0.72	0.62
SRR3011-100YL	10.0	± 30	18	2.52	42	0.280	0.65	0.50
SRR3011-150YL	15.0	± 30	16	2.52	37	0.420	0.48	0.38
SRR3011-220YL	22.0	± 30	11	2.52	31	0.680	0.38	0.32
SRR3011-330YL	33.0	± 30	14	2.52	25	0.860	0.32	0.27
SRR3011-470YL	47.0	± 30	16	2.52	18	1.800	0.27	0.23
SRR3011-680YL	68.0	± 30	14	2.52	15	2.250	0.22	0.18
SRR3011-101YL	100.0	± 30	39	0.796	13	3.600	0.18	0.15

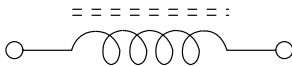
### General Specifications

Test Voltage.....0.1 V  
 Reflow Soldering ...230 °C, 50 sec. max.  
 Operating Temperature ..-40 °C to +125 °C  
 (Temperature rise included)  
 Storage Temperature...-40 °C to +125 °C  
 Resistance to Soldering Heat  
 .....260 °C for 10 sec.

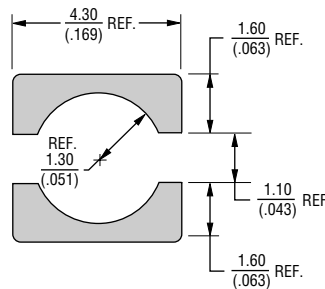
### Materials

Core .....Ferrite DR and RI  
 Wire .....Enameled copper wire 130  
 Terminal.....Ag/Ni/Sn  
 Rated Current  
 .....Ind. drop 35 % typ. at Isat  
 Temperature Rise .....30 °C max.  
 at rated I rms  
 Packaging .....1200 pcs. per reel

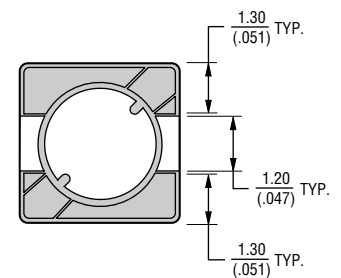
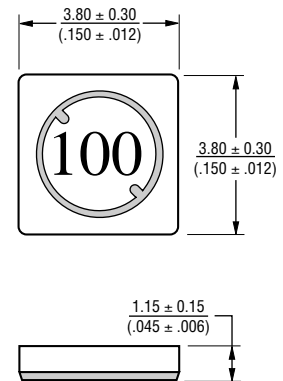
### Electrical Schematic



### Recommended Layout



### Product Dimensions



DIMENSIONS:  $\frac{\text{MM}}{\text{(INCHES)}}$

