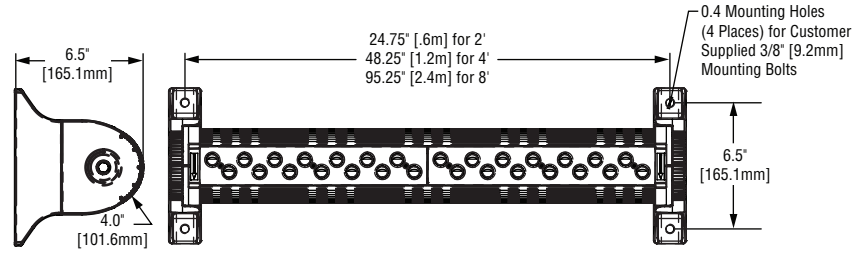


BetaLED Catalog #: FLD - OL - 2M - - - D - - - - -



Notes:

Product	Family	Optic	Mounting/ Length in ft	# of LEDs (/ft)	LED Series	Voltage	Color Options	Drive Current	Factory-Installed Options
FLD	OL	2M ¹	<input type="checkbox"/> D2 ² <input type="checkbox"/> D4 ² <input type="checkbox"/> D8 ²	<input type="checkbox"/> 07 <input type="checkbox"/> 14	D	<input type="checkbox"/> UL Universal 120–277V <input type="checkbox"/> UH Universal 347–480V	<input type="checkbox"/> BK Black <input type="checkbox"/> BZ Bronze <input type="checkbox"/> PB Platinum Bronze <input type="checkbox"/> SV Silver (Standard) <input type="checkbox"/> WH White	<input type="checkbox"/> 700 700mA (Standard) <input type="checkbox"/> 525 525mA <input type="checkbox"/> 350 350mA	Please type additional options in manually on the lines provided above. <input type="checkbox"/> 40K 4000K Color Temperature ³ <input type="checkbox"/> 35K 3500K Color Temperature ³ <input type="checkbox"/> DIM 0–10V Dimming ^{4,5,6}

Footnotes

- IESNA Type II Medium
- D = Direct Rotatable; 2 = 2' (.6m), 4 = 4' (1.2m), 8 = 8' (2.4m)
- Color temperature per light bar; 70 CRI, 5700K standard; 4000K and 3500K; minimum 80 CRI optional
- Control by others
- Refer to [dimming spec sheet](#) for availability and additional information
- Can't exceed specified drive current; consult factory if exceeding drive current is necessary

LED PERFORMANCE SPECS

# of LEDs / ft (m)		Initial Delivered Lumens – Type II Medium @ 5700K	Initial Delivered Lumens – Type II Medium @ 4000K	System Watts 120–480V	Total Current @ 120V	Total Current @ 208V	Total Current @ 240V	Total Current @ 277V	Total Current @ 347V	Total Current @ 480V	L ₇₀ Hours* @ 25° C (77° F)	50K Hours Lumen Maintenance Factor* @ 15° C (59° F)
350mA Fixture Operating at 25° C (77° F)												
2ft (.6m)	07	1,087 (07)	954 (07)	19	0.16	0.11	0.08	0.09	0.07	0.07	> 150,000	94%
	14	2,131 (14)	1,870 (14)	35	0.28	0.18	0.18	0.16	0.11	0.09	> 150,000	
4ft (1.2m)	07	2,174 (07)	1,908 (07)	35	0.28	0.18	0.18	0.16	0.11	0.09	> 150,000	
	14	4,262 (14)	3,740 (14)	64	0.54	0.32	0.28	0.25	0.15	0.19	> 150,000	
8ft (2.4m)	07	4,348 (07)	3,816 (07)	64	0.54	0.32	0.28	0.25	0.15	0.19	> 150,000	
	14	8,524 (14)	7,480 (14)	126	1.10	0.65	0.58	0.53	0.26	0.36	> 150,000	
525mA Fixture Operating at 25° C (77° F)												
2ft (.6m)	07	1,587 (07)	1,392 (07)	25	0.21	0.16	0.11	0.09	0.08	0.09	> 150,000	93%
	14	3,112 (14)	2,730 (14)	50	0.41	0.25	0.22	0.20	0.12	0.15	144,000	
4ft (1.2m)	07	3,174 (07)	2,784 (07)	50	0.41	0.25	0.22	0.20	0.12	0.15	> 150,000	
	14	6,224 (14)	5,460 (14)	94	0.81	0.48	0.41	0.37	0.28	0.21	144,000	
8ft (2.4m)	07	6,348 (07)	5,568 (07)	94	0.81	0.48	0.41	0.37	0.25	0.21	> 150,000	
	14	12,448 (14)	10,920 (14)	187	1.61	0.94	0.81	0.73	0.55	0.41	144,000	
700mA (Standard) Fixture Operating at 25° C (77° F)												
2ft (.6m)	07	2,000 (07)	1,755 (07)	37	0.32	0.23	0.17	0.18	0.11	0.09	136,000	91%
	14	3,922 (14)	3,440 (14)	66	0.55	0.33	0.29	0.26	0.20	0.15	122,000	
4ft (1.2m)	07	4,000 (07)	3,510 (07)	66	0.55	0.33	0.29	0.26	0.20	0.15	136,000	
	14	7,844 (14)	6,880 (14)	126	1.09	0.64	0.54	0.48	0.37	0.27	122,000	
8ft (2.4m)	07	8,000 (07)	7,020 (07)	126	1.09	0.64	0.54	0.48	0.37	0.27	136,000	
	14	15,688 (14)	13,760 (14)	251	2.17	1.26	1.08	0.96	0.54	0.54	122,000	

* For recommended lumen maintenance factor data see [TD-13](#).



General Description

Slim low profile design. Luminaire is constructed from rugged extruded aluminum housing and die cast end caps for superior heat dissipation and durability. Integral weather-tight LED driver compartment and high performance aluminum heatsinks. Rugged die cast mounting pads provide for solid and secure luminaire mounting. Optional field installable extruded aluminum arms to space luminaire up to 18" (457mm) away from the mounting surface.

Luminaire body is rotatable 360 degrees in 5 degree increments for proper aiming and uniform illumination. Rotation is clearly marked with index marks on end caps.

Electrical

Modular design accomodates varied lighting output from high power, white, 5700K (+/- 500K per light bar), minimum 70 CRI, long life LED sources. Optional 4000K (+/- 100K per light bar) and 3500K (+/- 100K per light bar), both with minimum 80 CRI LED sources are also available. 120–277V 50/60 Hz, Class 1 LED drivers are standard. 347–480V 50/60 HZ option is available. LED drivers have power factor >90% and THD <20% at full load. Units provided with integral 10V surge protection. 36" (914mm) outdoor rated flexible power cord is provided for electrical connection. Surge protection tested in accordance with IEEE/ANSI C62.41.2.

Finish

Exclusive Colorfast DeltaGuard® finish features an E-Coat epoxy primer with an ultradurable silver powder topcoat, providing excellent resistance to corrosion, ultraviolet degradation and abrasion. Bronze, black, white, and platinum bronze powder topcoats are also available. The finish is covered by our 10 year limited warranty. Fixture and finish are endurance tested to withstand 5,000 hours of elevated ambient salt fog conditions as defined in ASTM Standard B 117.

Patents

U.S. and international patents granted and pending. BetaLED is a division of Ruud Lighting, Inc. For a listing of Ruud Lighting, Inc. patents, visit www.uspto.gov.

Testing & Compliance

UL listed in the US and in Canada for wet locations and enclosure classified IP66 per IEC 60529. Consult factory for CE Certified products. RoHS Compliant.



Field-Installed Accessories



9" (229mm) Extension Arm
Spaces luminaire center 9" (229mm) away from the mounting surface

- XA-XFR9SV
- XA-XFR9WH
- XA-XFR9BK
- XA-XFR9PB
- XA-XFR9BZ

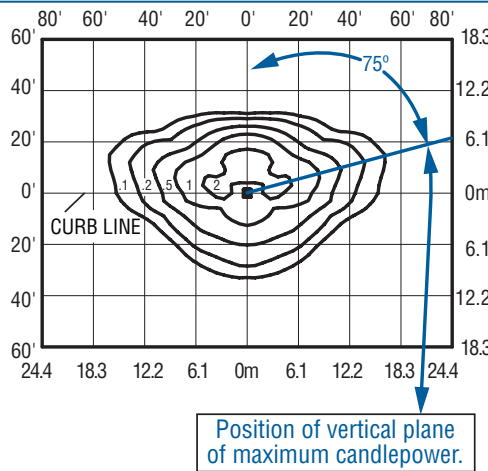
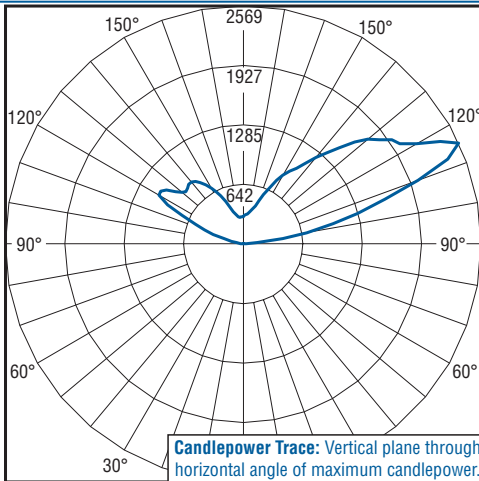
12" (305mm) Extension Arm
Spaces luminaire center 12" (305mm) away from the mounting surface

- XA-XFR12SV
- XA-XFR12WH
- XA-XFR12BK
- XA-XFR12PB
- XA-XFR12BZ

18" (457mm) Extension Arm
Spaces luminaire center 18" (457mm) away from the mounting surface

- XA-XFR18SV
- XA-XFR18WH
- XA-XFR18BK
- XA-XFR18PB
- XA-XFR18BZ

Photometrics



Independent Testing Laboratories certified test. Report No. ITL69283. Candlepower trace of 5700K, 2' (.6m) linear flood luminaire with 14 LEDs per foot. Type II Medium with 3,867 initial delivered lumens operating at 700mA. All published luminaire photometric testing performed to IESNA LM-79-08 standards.

Isofootcandle plot of 5700K, 2' (.6m) linear flood luminaire with 14LEDs per foot at 15' (4.6m) A.F.G. Luminaire with 3,922 initial delivered lumens operating at 700mA. Initial FC at grade.



© 2011 Ruud Lighting Inc. – A Cree Company. All rights reserved. The information in this document is subject to change without notice. 9201 Washington Ave • Racine, WI 53406-3772 • 800-236-6800 • www.BetaLED.com



Made in the U.S.A. of U.S. and imported parts. Meets Buy American requirements within the ARRA.