

BXABG3

Aeroblades™ BXABG Luminaires – Pole Mount with Integral Driver – Type III Medium

Product Description

Cree® Aeroblades™ luminaires were designed from the LED out, maximizing LED component technology and thermal management. Aeroblades luminaires define a new perspective and standard of architectural grade lighting for the exterior environment. Our design team created a system that is true to the lasting performance of LED technology. The choice is yours: Aeroblades luminaires are offered in two, four and six blade configurations; color temperatures of 5700K or 4000K; and three drive currents to maximize performance for any project. Luminaire heat sinks and housing are manufactured from high performance, low copper, die cast aluminum. Luminaire is designed to mount on 2" (51mm) IP, 2.375" (60mm) O.D. horizontal tenon (minimum 5" [127mm] in length) and is adjustable +/- 5° for luminaire leveling. Luminaire will also mount directly to a 3-6" (76-152mm) round pole with the direct universal pole adaptor accessory or a 3.25-6" (83-152mm) square pole with the direct square pole adaptor accessory. The pole adaptor accessories secure the luminaire directly to the pole with (2) 5/16-18 UNC bolts spaced on 1.875" (48mm) centers.

Performance Summary

Utilizes BetaLED® Technology

Made in the U.S.A. of U.S. and imported parts

CRI: Minimum 70 CRI

CCT: 5700K (+/-500K), 4000K (+/- 300K)

Limited Warranty: 10 years on luminaire/10 years on Colorfast DeltaGuard® finish*

Accessories

Field Installed Accessories

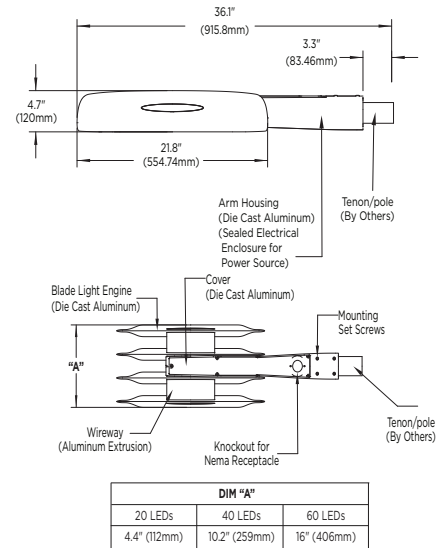
XA-XABGSQR*

- Direct square pole adaptor for mounting to 3.25-6" (83-152mm) square poles

XA-XABGUNV*

- Direct universal pole adaptor for mounting to 3-6" (76-152mm) round poles

* Specify finish color



Ordering Information

Example: BXABG32D-UCG7-OPTIONS

Product	Mounting	Optic	LED Count (x10)	Version	Voltage	Drive Current	Color Options	Color Temperature	Options
BXAB	G Pole Mount w/ Integral Driver	3 Type III Medium	2 4 6	D	U Universal 120-277V V Universal 347-480V	C 525mA D 700mA X 1000mA*	G Graphite (Standard) A Platinum S Silver T Black B Platinum Bronze W White Z Bronze	6 5700K Color Temperature - Color temperature per luminaire 7 4000K Color Temperature - Color temperature per luminaire	Y 0-10V Dimming - Control by others - Can't exceed specified drive current

* See www.cree.com/lighting/products/warranty for warranty terms.

*Not available with V voltage or 60 LEDs.



Rev. Date: 12/12/2012



Product Specifications

BETALED® TECHNOLOGY

Cree® Aeroblades™ luminaires are powered by BetaLED® Technology delivering outstanding illumination, lasting performance and optimum energy efficiency. Patented NanoOptic® technology optimizes target illumination, performance and offers flexibility with multiple optic choices.

CONSTRUCTION & MATERIALS

- Slim, low profile, minimizing wind load requirements
- Luminaire is rugged die cast, low copper aluminum with integral weather-tight LED driver compartments and high performance heat sinks
- Luminaire mounts to 2" (51 mm) IP, 2.375 (60mm) O.D. horizontal tenon and is adjustable +/-5° to allow for luminaire leveling. Accessory mounting cleats available for direct to pole mounting
- Exclusive Colorfast DeltaGuard® finish features an E-Coat epoxy primer with an ultradurable powder topcoat, providing excellent resistance to corrosion, ultraviolet degradation and abrasion. Standard is graphite. Bronze, black, white, platinum bronze, silver and platinum are also available

ELECTRICAL SYSTEM

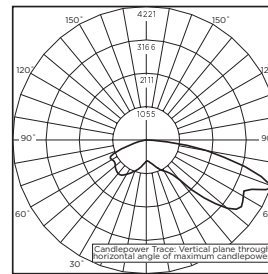
- **Input Voltage:** 120-277V or 347-480V, 50/60Hz, Class 1 drivers
- **Power Factor:** > 0.9 at full load
- **Total Harmonic Distortion:** < 20% at full load
- Integral 10kV surge suppression protection standard
- To address inrush current, slow blow fuse or type C/D breaker should be used

REGULATORY & VOLUNTARY QUALIFICATIONS

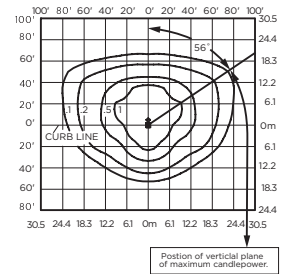
- cULus Listed
- Suitable for wet locations
- Enclosure rated IP66 per IEC 60529
- Consult factory for CE Certified products
- Certified to ANSI C136.31-2001, 3G bridge and overpass vibration standards
- 10kV surge suppression protection tested in accordance with IEEE/ANSI C62.41.2
- Luminaire and finish endurance tested to withstand 5,000 hours of elevated ambient salt fog conditions as defined in ASTM Standard B 117
- RoHS Compliant
- Meets Buy American requirements within ARRA

Photometry

All published luminaire photometric testing performed to IESNA LM-79-08 standards by a NVLAP certified laboratory.



ITL Test Report #: 72902
 BXAB*34D-UX7
 Initial Delivered Lumens: 8,878



BXAB*34D-UX7
 Mounting Height: 25' (7.6m) A.F.G.
 Initial Delivered Lumens: 9,023
 Initial FC at grade

IES Files

To obtain an IES file specific to your project consult:
<http://www.cree.com/lighting/tools-and-support/exterior-ies-configuration-tool>

Weight and EPA

LED Count (x10)	Weight	EPA
02	23 lbs (10.4kg)	1.03
04	33 lbs (14.9kg)	1.03
06	43 lbs (19.5kg)	1.03

Lumen Output, Electrical, and Lumen Maintenance Data

Type III Medium Distribution												
LED Count (x10)	5700K		4000K		System Watts 120-480V	TOTAL CURRENT					50K Hours Projected Lumen Maintenance Factor @ 15°C (59°F)**	
	Initial Delivered Lumens	BUG Ratings* Per TM-15-11	Initial Delivered Lumens	BUG Ratings* Per TM-15-11		120V	208V	240V	277V	347V		480V
525mA @ 25°C (77°F)												
2	2,591	B1 U1 G1	2,688	B1 U1 G1	39	0.32	0.20	0.19	0.18	0.12	0.10	93%
4	5,182	B2 U1 G2	5,375	B2 U1 G2	70	0.58	0.34	0.31	0.28	0.21	0.16	
6	7,773	B2 U1 G2	8,063	B2 U1 G2	103	0.85	0.49	0.43	0.38	0.31	0.23	
700mA @ 25°C (77°F)												
2	3,331	B1 U1 G1	3,455	B1 U1 G1	51	0.41	0.25	0.23	0.21	0.15	0.12	91%
4	6,662	B2 U1 G2	6,911	B2 U1 G2	94	0.77	0.45	0.40	0.35	0.28	0.20	
6	9,994	B3 U1 G3	10,366	B3 U1 G3	138	1.13	0.65	0.56	0.50	0.41	0.30	
1000mA @ 25°C (77°F)												
2	4,349	B1 U1 G2	4,511	B1 U1 G2	73	0.61	0.36	0.32	0.29	N/A	N/A	86%
4	8,698	B2 U1 G2	9,023	B2 U1 G2	138	1.17	0.67	0.59	0.51	N/A	N/A	

* For more information on the IES BUG (Backlight-Uplight-Glare) Rating visit www.iesna.org/PDF/Erratas/TM-15-11BugRatingsAddendum.pdf.
 ** Projected L₇₀ (10K) Hours: > 60,000. For recommended lumen maintenance factor data see TD-13.

