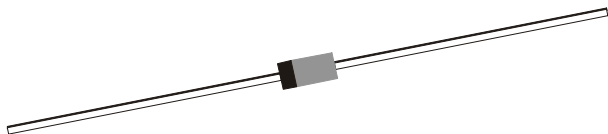


## HIGH SPEED SILICON SWITCHING DIODE

IN914, B

IN916  
250mW

DO- 35  
Glass Axial Package



## FEATURES

Intended for General Purpose Application.

### ABSOLUTE MAXIMUM RATINGS (Ta=25°C unless specified otherwise)

DESCRIPTION	SYMBOL	VALUE	UNIT
Reverses Voltage ( Continuous)	$V_R$	75	V
Repetitive Peak Reverse Voltage	$V_{RRM}$	100	V
Average Forward Current			
$T_A = 25^\circ\text{C}$	$I_F (AV)$	75	mA
$T_A = 150^\circ\text{C}$	$I_F (AV)$	10	mA
Forward Current (D.C.)	$I_F$	75	mA
Repetitive Peak Forward Current	$I_{FRM}$	225	mA
Non Repetitive Peak Surge Current			
$t_p=1\text{sec}$	$I_{FSM}$	500	mA
Power Dissipation	$P_{tot}$	250	mW
Storage Temperature	$T_{stg}$	-65 to +200	°C
Operating ambient Temperature	$T_{amb}$	-65 to +175	°C

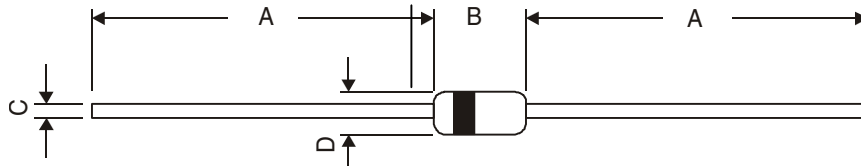
### ELECTRICAL CHARACTERISTICS (Ta=25°C unless specified otherwise)

DESCRIPTION	SYMBOL	TEST CONDITION	MIN	TYP	MAX	UNIT
Forward Voltage	$V_F$					
	IN914/916	$I_F=10$			1.0	V
	1N914B	$I_F=100\text{mA}$ ,			1.0	V
		$I_F=5\text{mA}$ ,	0.62		0.72	V
Reverse Breakdown Voltage	$V_{(BR)R}$	$I_R=100\mu\text{A}$	100			V
Reverse Current	$I_R$	$V_R=20\text{V}$			25	nA
		$V_R=75\text{V}$			5	$\mu\text{A}$
		$V_R=20\text{V}$ , $T_J=150^\circ\text{C}$				
Diode Capacitance	$C_d$	$V_R=0$ , $f=1\text{MHz}$			2.5	pF
Reverse Recovery Time	$t_{rr}$	$I_F=10\text{mA}$ to $I_R=10\text{mA}$ $R_L=100\ \Omega$ Measured at $I_R=1\text{mA}$			8	ns
		$I_F=10\text{mA}$ to $I_R=60\text{mA}$ $R_L=100\ \Omega$ Measured at $I_R=1\text{mA}$			4	ns

**IN916**  
**250mW**

**DO- 35**  
**Glass Axial Package**

### DO-35 Glass Axial Package

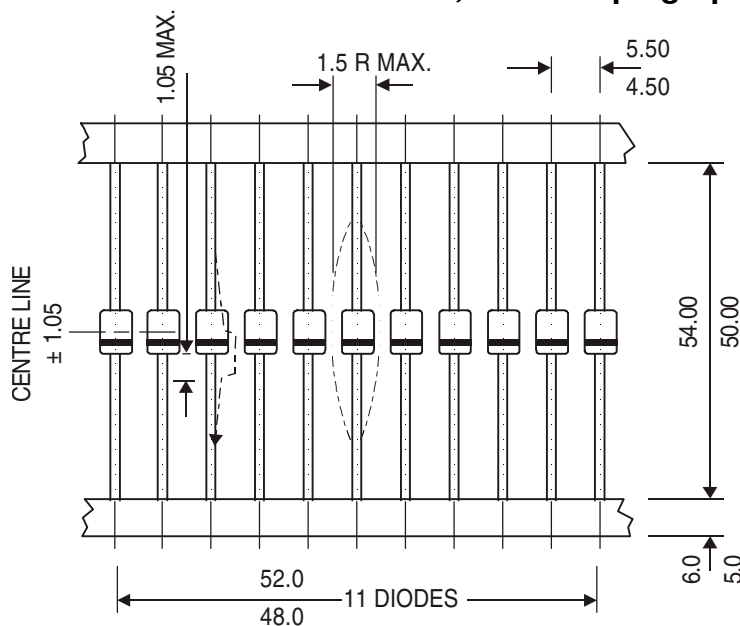


**NOTE:** Cathode is marked by Band.

DIM	MIN	MAX
A	25.40	—
B	3.05	4.15
C	0.46	0.56
D	1.70	2.29

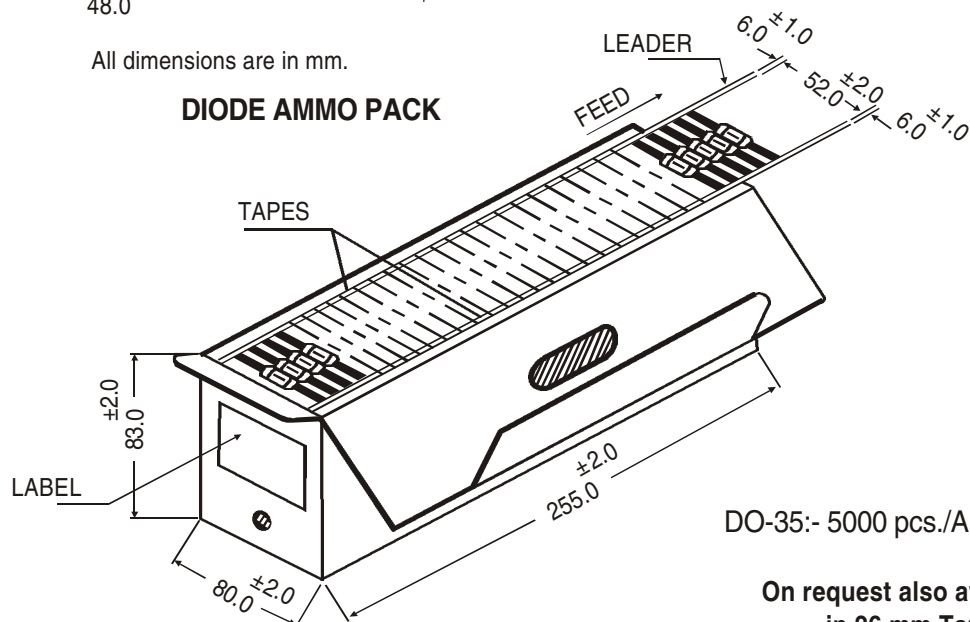
All dimensions are in mm.

### DO-35, 52mm Taping Specification



All dimensions are in mm.

### DIODE AMMO PACK



DO-35:- 5000 pcs./Ammo Pack

On request also available  
in 26 mm Tape

### Packing Detail

PACKAGE	STANDARD PACK		INNER CARTON BOX		OUTER CARTON BOX		
	Details	Net Weight/Qty	Size	Qty	Size	Qty	Gr Wt
DO-35 T&A	5K/ammo box	0.88 kg/5K pcs	10" x 3.2" x 3.2"	5K	12.7" x 12.7" x 20"	125K	25 kgs

### **Component Disposal Instructions**

1. CDIL Semiconductor Devices are RoHS compliant, customers are requested to please dispose as per prevailing Environmental Legislation of their Country.
2. In Europe, please dispose as per EU Directive 2002/96/EC on Waste Electrical and Electronic Equipment (WEEE).

### **Customer Notes**

### **Disclaimer**

The product information and the selection guides facilitate selection of the CDIL's Semiconductor Device(s) best suited for application in your product(s) as per your requirement. It is recommended that you completely review our Data Sheet(s) so as to confirm that the Device(s) meet functionality parameters for your application. The information furnished in the Data Sheet and on the CDIL Web Site/CD are believed to be accurate and reliable. CDIL however, does not assume responsibility for inaccuracies or incomplete information. Furthermore, CDIL does not assume liability whatsoever, arising out of the application or use of any CDIL product; neither does it convey any license under its patent rights nor rights of others. These products are not designed for use in life saving/support appliances or systems. CDIL customers selling these products (either as individual Discrete Semiconductor Devices or incorporated in their end products), in any life saving/support appliances or systems or applications do so at their own risk and CDIL will not be responsible for any damages resulting from such sale(s).

CDIL strives for continuous improvement and reserves the right to change the specifications of its products without prior notice.



CDIL is a registered Trademark of  
**Continental Device India Limited**

C-120 Naraina Industrial Area, New Delhi 110 028, India.

Telephone + 91-11-2579 6150, 4141 1112 Fax + 91-11-2579 5290, 4141 1119  
email@cdil.com www.cdilsemi.com