

LOW DROPOUT VOLTAGE REGULATOR

■ GENERAL DESCRIPTION

NJU7771/72/73/74/75/76 is a low dropout voltage regulator designed for portable items.

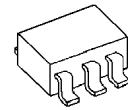
Advanced CMOS technology achieves high ripple rejection and low quiescent current.

NJU7774/75/76 features shunt switch which improves turn off response of output voltage when ON/OFF control is used.

■ FEATURES

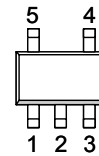
- High Ripple Rejection 65dB typ. (f=1kHz, Vo=3.0V version)
- Low quiescent Current Iq=18μA (Io=0mA)
- Output capacitor with 1.0μF ceramic capacitor (Vo>2.0V version)
- Output Current Io(max.)=150mA
- High Precision Output Vo±1.0%
- Low Dropout Voltage 0.15V typ. (Io=100mA, Vo=3.0V)
- Input Voltage Range VIN=+2.3V~9V (Vo≤2.0V version)
- ON/OFF Control (Active High)
- With Shunt Switch Only NJU7774/75/76
- Internal Short Circuit Current Limit
- Internal Thermal Overload Protection
- CMOS Technology
- Package Outline SOT-23-5

■ PACKAGE OUTLINE



NJU777*F

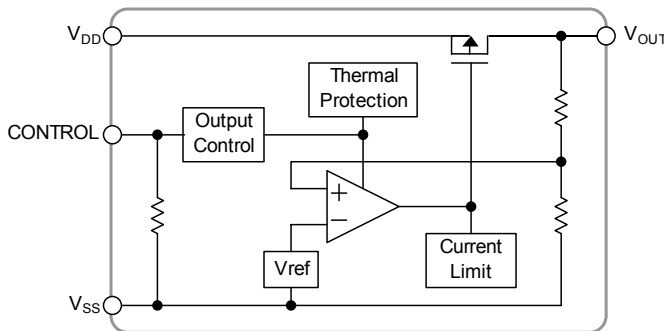
■ PIN CONFIGURATION



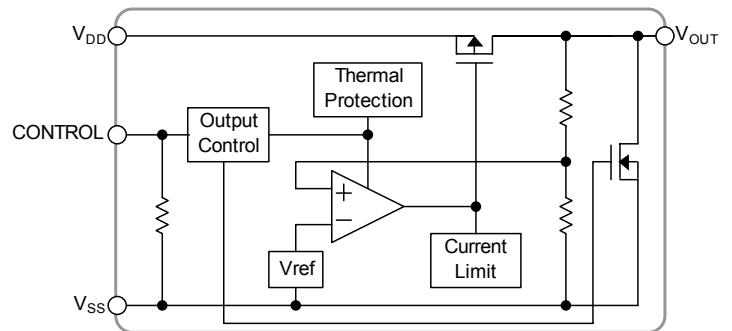
PIN FUNCTION

1.CONTROL	1.V _{IN}	1.V _{OUT}
2.GND	2.GND	2.GND
3.NC	3.CONTROL	3.V _{IN}
4.V _{OUT}	4.NC	4.CONTROL
5.V _{IN}	5.V _{OUT}	5.NC
NJU7771F	NJU7772F	NJU7773F
NJU7774F	NJU7775F	NJU7776F

■ EQUIVALENT CIRCUIT



NJU7771/72/73



NJU7774/75/76

NJU7771/72/73/74/75/76

■ OUTPUT VOLTAGE RANK LIST

● NJU7771

Device Name	V _{OUT}	Device Name	V _{OUT}	Device Name	V _{OUT}	Device Name	V _{OUT}
NJU7771F15	1.5V	NJU7771F23	2.3V	NJU7771F32	3.2V	NJU7771F04	4.0V
NJU7771F18	1.8V	NJU7771F25	2.5V	NJU7771F33	3.3V	NJU7771F42	4.2V
NJU7771F19	1.9V	NJU7771F27	2.7V	NJU7771F35	3.5V	NJU7771F05	5.0V
NJU7771F21	2.1V	NJU7771F28	2.8V	NJU7771F36	3.6V		
NJU7771F22	2.2V	NJU7771F03	3.0V	NJU7771F38	3.8V		

● NJU7772

Device Name	V _{OUT}	Device Name	V _{OUT}	Device Name	V _{OUT}	Device Name	V _{OUT}
NJU7772F15	1.5V	NJU7772F23	2.3V	NJU7772F32	3.2V	NJU7772F04	4.0V
NJU7772F18	1.8V	NJU7772F25	2.5V	NJU7772F33	3.3V	NJU7772F42	4.2V
NJU7772F19	1.9V	NJU7772F27	2.7V	NJU7772F35	3.5V	NJU7772F05	5.0V
NJU7772F21	2.1V	NJU7772F28	2.8V	NJU7772F36	3.6V		
NJU7772F22	2.2V	NJU7772F03	3.0V	NJU7772F38	3.8V		

● NJU7773

Device Name	V _{OUT}	Device Name	V _{OUT}	Device Name	V _{OUT}	Device Name	V _{OUT}
NJU7773F15	1.5V	NJU7773F23	2.3V	NJU7773F32	3.2V	NJU7773F04	4.0V
NJU7773F18	1.8V	NJU7773F25	2.5V	NJU7773F33	3.3V	NJU7773F42	4.2V
NJU7773F19	1.9V	NJU7773F27	2.7V	NJU7773F35	3.5V	NJU7773F05	5.0V
NJU7773F21	2.1V	NJU7773F28	2.8V	NJU7773F36	3.6V		
NJU7773F22	2.2V	NJU7773F03	3.0V	NJU7773F38	3.8V		

● NJU7774

Device Name	V _{OUT}	Device Name	V _{OUT}	Device Name	V _{OUT}	Device Name	V _{OUT}
NJU7774F15	1.5V	NJU7774F25	2.5V	NJU7774F33	3.3V	NJU7774F05	5.0V
NJU7774F18	1.8V	NJU7774F27	2.7V	NJU7774F35	3.5V		
NJU7774F21	2.1V	NJU7774F28	2.8V	NJU7774F38	3.8V		
NJU7774F22	2.2V	NJU7774F03	3.0V	NJU7774F04	4.0V		
NJU7774F23	2.3V	NJU7774F32	3.2V	NJU7774F42	4.2V		

● NJU7775

Device Name	V _{OUT}	Device Name	V _{OUT}	Device Name	V _{OUT}	Device Name	V _{OUT}
NJU7775F15	1.5V	NJU7775F25	2.5V	NJU7775F33	3.3V	NJU7775F05	5.0V
NJU7775F18	1.8V	NJU7775F27	2.7V	NJU7775F35	3.5V		
NJU7775F21	2.1V	NJU7775F28	2.8V	NJU7775F38	3.8V		
NJU7775F22	2.2V	NJU7775F03	3.0V	NJU7775F04	4.0V		
NJU7775F23	2.3V	NJU7775F32	3.2V	NJU7775F42	4.2V		

● NJU7776

Device Name	V _{OUT}	Device Name	V _{OUT}	Device Name	V _{OUT}	Device Name	V _{OUT}
NJU7776F15	1.5V	NJU7776F25	2.5V	NJU7776F33	3.3V	NJU7776F05	5.0V
NJU7776F18	1.8V	NJU7776F27	2.7V	NJU7776F35	3.5V		
NJU7776F21	2.1V	NJU7776F28	2.8V	NJU7776F38	3.8V		
NJU7776F22	2.2V	NJU7776F03	3.0V	NJU7776F04	4.0V		
NJU7776F23	2.3V	NJU7776F32	3.2V	NJU7776F42	4.2V		

■ ABSOLUTE MAXIMUM RATINGS

(Ta=25°C)

PARAMETER	SYMBOL	RATINGS	UNIT
Input Voltage	V _{IN}	+10	V
Control Voltage	V _{CONT}	+10(*1)	V
Power Dissipation	P _D	SOT-23-5	350(*2)
			200(*3)
Operating Temperature	Topr	-40 ~ +85	°C
Storage Temperature	Tstg	-40 ~ +125	°C
OFF-state Output Sink Current(*4)	I _O	10	mA

(*1): When input voltage is less than +10V, the absolute maximum control voltage is equal to the input voltage.

(*2) : Mounted on glass epoxy board based on EIA/JEDEC. (114.3x76.2x1.6mm: 2Layers)

(*3) : Device itself

(*4): This maximum rating is applied to NJU7774/75/76.

■ Operating voltage

V_{IN}=+2.3 ~ +9V (In case of Vo<2.1V version)

■ ELECTRICAL CHARACTERISTICS

(V_{IN}=Vo+1V, C_{IN}=0.1μF, Co=1.0μF(Co=2.2μF: Vo≤2.0V), Ta=25°C)

PARAMETER	SYMBOL	TEST CONDITION	MIN.	TYP.	MAX.	UNIT
Output Voltage	Vo	I _O =30mA	-1.0%	-	+1.0%	V
Input Voltage	V _{IN}		-	-	9	V
Quiescent Current	I _Q	I _O =0mA, V _{CONT} =V _{IN}	-	18	35	μA
Quiescent Current at Control OFF	I _{Q(OFF)}	V _{CONT} =0V	-	0.1	1	μA
Output Current	I _O	Vo-0.1V (Vo≤2.0V) Vo-0.3V (Vo≥2.1V)	150	-	-	mA
Short Current Limit	I _{LIM}	Vo=0V	-	50	-	mA
Line Regulation	ΔVo/ΔV _{IN}	V _{IN} =Vo+1V ~ Vo+6.0V (Vo<3.0V) V _{IN} =Vo+1V ~ 9.0V (Vo≥3.0V), I _O =30mA	-	-	0.20	%/V
Load Regulation	ΔVo/ΔI _O	I _O =0 ~ 100mA	-	-	0.03	%/mA
Dropout Voltage(*note 3)	ΔV _{I-O}	I _O =100mA, 2.1V≤Vo≤2.4V	-	0.2	0.3	V
		I _O =100mA, 2.5V≤Vo≤2.7V	-	0.18	0.28	V
		I _O =100mA, 2.8V≤Vo≤3.3V	-	0.15	0.25	V
		I _O =100mA, 3.4V≤Vo≤5.0V	-	0.12	0.22	V
Ripple Rejection	RR	e _{in} =200mVrms, f=1kHz, I _O =10mA, Vo=3.0V Version	-	65	-	dB
Average Temperature Coefficient of Output Voltage	ΔVo/ΔTa	Ta=0 ~ 85°C, I _O =10mA	-	±100	-	ppm/°C
Output Noise Voltage	V _{NO1}	f=10Hz ~ 80kHz, I _O =0mA, Vo=3.0V Version	-	40	-	μVrms
	V _{NO2}	f=10Hz~80kHz, I _O =10mA, Vo=3.0V Version	-	70	-	μVrms
Pull-down Resistance	R _{CONT}		2	5	10	MΩ
Control Voltage for ON-state	V _{CONT(ON)}		1.6	-	-	V
Control Voltage for OFF-state	V _{CONT(OFF)}		-	-	0.3	V
Pull-down Resistance at OFF-state(*6)	R _{O(OFF)}	V _{CONT} =0V (Vo=3.0V Version)	-	120	-	Ω

(*5): Except output voltage less than 2.1V.

(*6) This electrical characteristics is applied to NJU7774/75/76.

The above specification is a common specification for all output voltages.

Therefore, it may be different from the individual specification for a specific output voltage.