

## Peak Emission Wavelength: 380-390nm


The MT5385-UV is a UV T 1 3/4, 5mm water clear LED designed for applications requiring high brightness and high reliability packaged with straight leads.

### FEATURES

- > High Brightness
- > High Reliability
- > Water Clear with Flange
- > Housing without Standoff Leads

### APPLICATIONS

- > Currency Validation
- > Driver License & Passport Identification
- > Medical & Analytical Instruments
- > Fluorescence



## Absolute Maximum Ratings (Ta=25°C)



ITEMS	SYMBOL	RATINGS	UNIT
Forward Current	IF	30	mA
Peak Forward Current*1	IFP	100	mA
Power Dissipation	PD	120	mW
Operating Temperature Range	Topr	-40 ~ +85	°C
Storage Temperature Range	Tstg	-40 ~ +100	°C
Lead Soldering Temperature*2	Tls	260	°C

\*1: Test Conditions: 1/10 duty cycle @ 1KHz. \*2: Time 5 Sec max, Position: Up to 3mm from the body.

## Electrical & Optical Characteristics (Ta = 25°C)

ITEMS	SYMBOL	CONDITIONS	MIN	TYP	MAX	UNIT
Forward Voltage	VF	IF=20mA	--	3.2	3.8	V
Reverse Voltage	VR	IR=10μA	5	--	--	V
Peak Emission Wavelength	$\lambda_p$	IF=20mA	380	385	390	nm
Viewing Angle *	$\Theta$	IF=20mA	--	30	--	deg.
Spectral Bandwidth at 50%	$\Delta\lambda_{0.5}$	IF=20mA	--	30	--	nm
Dominant Wavelength	$\lambda_D$	IF=20mA	390	400	410	nm
Lumious Intensity	IV	IF=20mA	15	23	--	mcd

\*1: Tolerance of Viewing Angle:-10/+5deg.

**RADIATION**

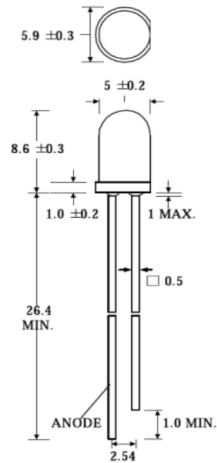
Ultra Violet

**TYPE**

InGaN/SiC

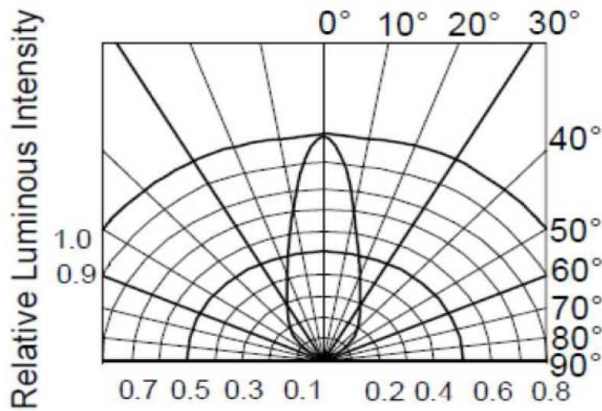
**CASE**

5mm Lens

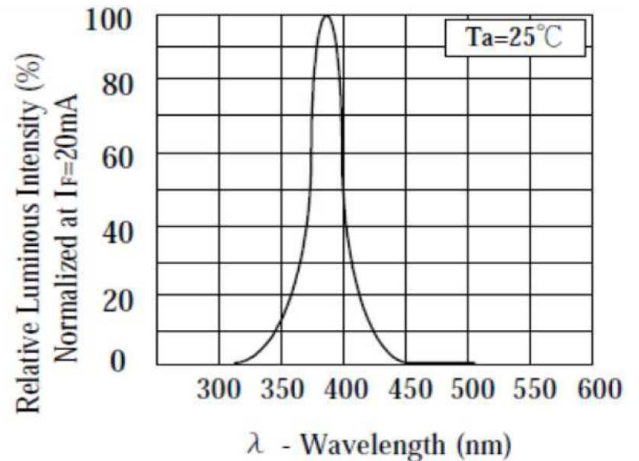


Notes:

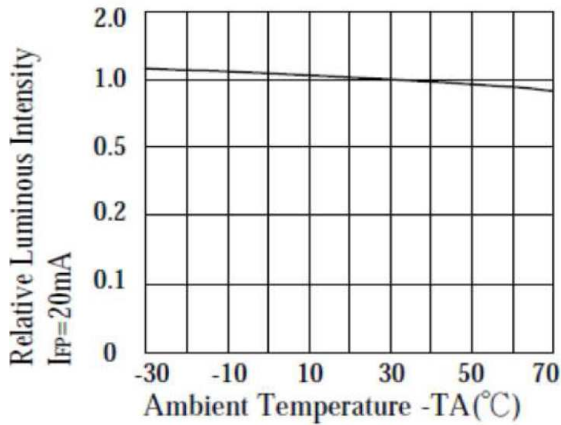
- 1: Unit: mm
2. Lead spacing is measured where the lead emerge from the package.



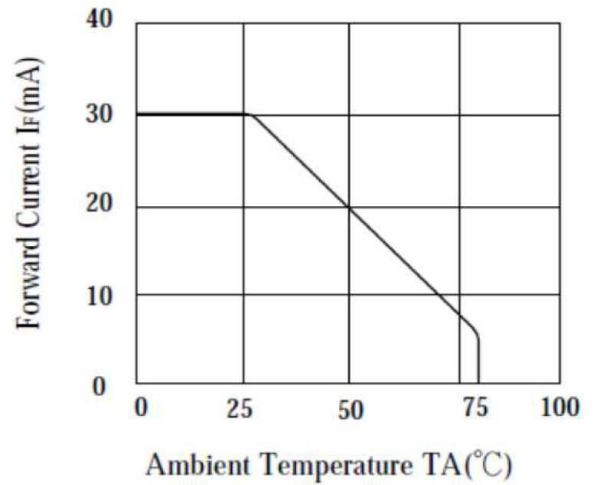
**RADIATION DIAGRAM**



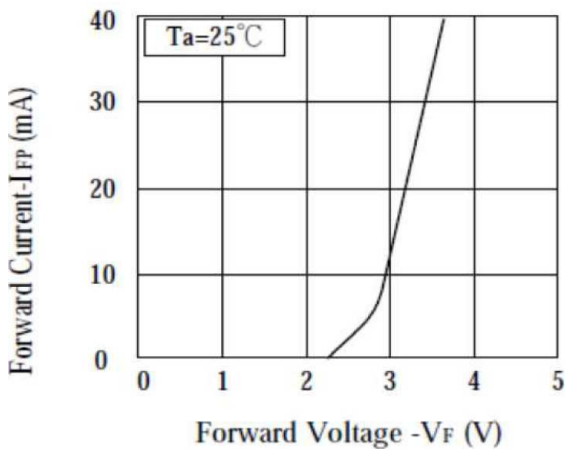
**RELATIVE LUMINOUS INTENSITY Vs. WAVELENGTH**



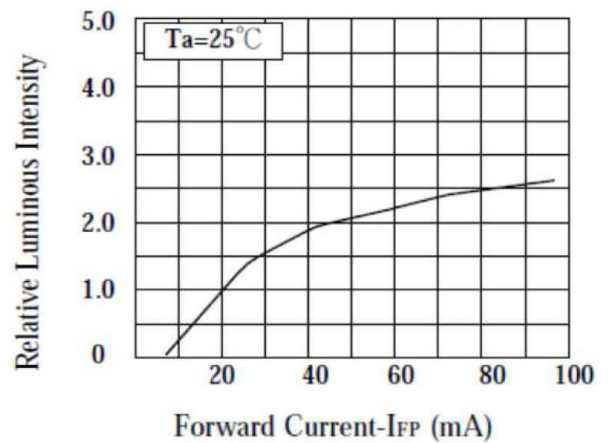
**LUMINOUS INTENSITY  
Vs. AMBIENT TEMPERATURE**



**MAX FORWARD CURRENT  
Vs. AMBIENT TEMPERATURE**



**FORWARD CURRENT  
Vs. FORWARD VOLTAGE**



**LUMINOUS INTENSITY  
Vs. FORWARD CURRENT**