




PF PD PE

SINGLE-PHASE FULL WAVE BRIDGE
 1.5AMPERES THROUGH 5.0 AMPERES
 FOR P.C. BOARD AND POWER TERMINAL MOUNTING


PF SERIES



PD SERIES



PE SERIES



| PRV/Leg | 50V | 100V | 200V | 400V | 600V | 800V | 1000V |
|----------------|------|------|------|------|------|------|-------|
| 1.5 Amp SERIES | PF05 | PF10 | PF20 | PF40 | PF60 | PF80 | PF100 |
| 2.0 Amp SERIES | PD05 | PD10 | PD20 | PD40 | PD60 | PD80 | PD100 |
| 5.0 Amp SERIES | PE05 | PE10 | PE20 | PE40 | PE60 | PE80 | PE100 |

ELECTRICAL CHARACTERISTICS PER LEG (at T_A = 25°C Unless Otherwise Specified)

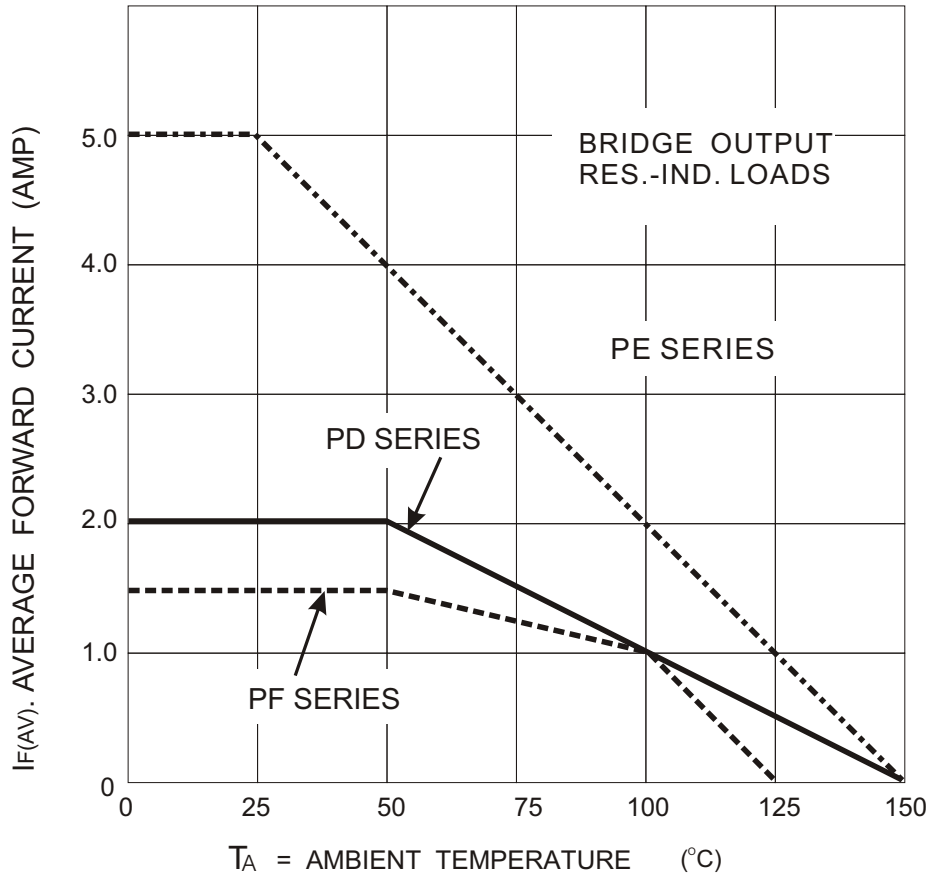
| | PF | PD | PE | |
|--|-------------|-------------|-----|-----|
| Average Output Current, I _o @ 25°C T _c (Fig.1) | 1.5 | 2 | 5 | Amp |
| Max. Forward Voltage Drop V _F = 1.2 V @ I _F = | 1.0 | 1.0 | 2.5 | Amp |
| Max. DC Reverse Current @ PRV and 25°C, I _R | 5.0 | 5.0 | 5.0 | μA |
| Max. Peak Surge Current, I _{FSM} (8.3ms) | 50 | 50 | 150 | Amp |
| Forward Current, Repetitive Peak, I _{FRM} | 4.5 | 6.0 | 15 | Amp |
| Ambient Operating Temperature Range, T _A | -55 to +125 | -55 to +150 | | °C |
| Storage Temperature Range, T _{STG} | -55 to +150 | | | °C |

NOTES:

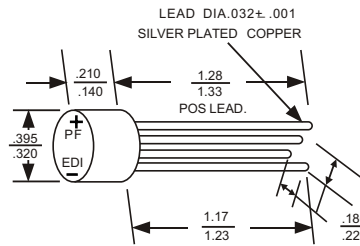
Maximum lead and terminal temperature for soldering, 3/8 inch from case, 5 seconds at 250°C

EDI reserves the right to change these specifications at any time without notice.

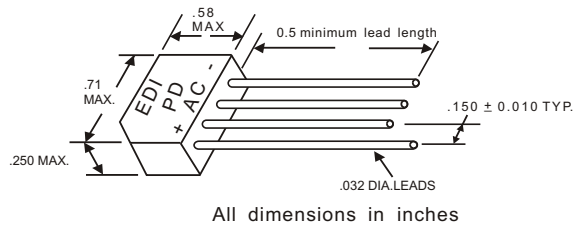
CURRENT DERATING



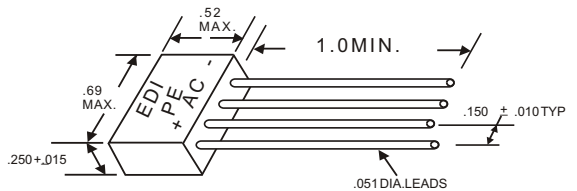
CASE STYLE FOR PF



CASE STYLE FOR PD



CASE STYLE FOR PE



ELECTRONIC DEVICES, INC. DESIGNERS AND MANUFACTURERS OF SOLID STATE DEVICES SINCE 1951.

21 GRAY OAKS AVENUE * YONKERS, NEW YORK 10710 914-965-4400 * FAX 914-965-5531 * 1-800-678-0828

e-mail: sales@edidiodes.com * website: <http://www.edidiodes.com>