
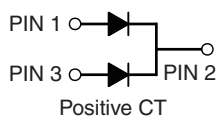


30.0 Amp. Glass Passivated Ultrafast Rectifiers

TO-3P/TO-247AD  	Voltage 200 V to 1000 V Current 30.0 A
	<ul style="list-style-type: none"> • Dual rectifier construction, positive center-tap • Plastic package has Underwriters Laboratory Flammability Classifications 94V-0 • Glass passivated chip junctions • Superfast recovery time, high voltage • Low forward voltage, high current capability • Low thermal resistance • Low power loss, high efficiency • High temperature soldering guaranteed: 260 °C, 4.06mm from case for 10 seconds
	Mechanical Data <ul style="list-style-type: none"> • Cases: JEDEC TO-3P/TO-247AD molded plastic • Terminals: Pure tin plated, lead free solderable per MIL-STD-750, Method 2026 • Polarity: As marked • Mounting position: Any • Mounting torque: 10in/lbs. Max. • Weight: 0.2 ounce, 5.6 grams

Absolute Maximum Ratings, according to IEC publication No. 134

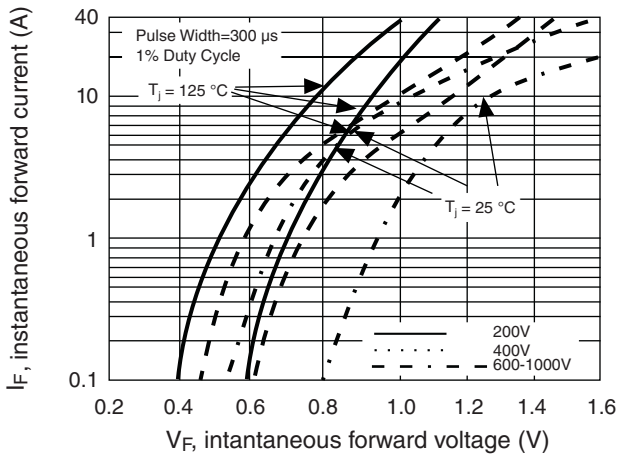
		HER 3003PT	HER 3005PT	HER 3006PT	HER 3007PT	HER 3008PT
V_{RRM}	Maximum Recurrent Peak Reverse Voltage (V)	200	400	600	800	1000
V_{RMS}	Maximum RMS Voltage (V)	140	280	420	560	700
V_{DC}	Maximum DC Blocking Voltage (V)	200	400	600	800	1000
$I_{F(AV)}$	Maximum Average Forward Rectified Current @ $T_C = 100\text{ }^\circ\text{C}$	30 A				
I_{FSM}	Peak Forward Surge Current, 8.3 ms Single Half Sine-wave Superimposed on Rated Load (JEDEC Method)	300 A				
T_{rr}	Maximum Reverse Recovery Time from $I_F = 0.5\text{ A}$; $I_R = 1\text{ A}$; $I_{RR} = 0.25\text{ A}$ @ $T_j = 25\text{ }^\circ\text{C}$	50 nS		80 nS		
C_j	Typical Junction Capacitance at 1 MHz and reverse voltage of $4V_{DC}$	175 pF		145 pF		
T_j	Operating Temperature Range	-55 to +150 °C				
T_{stg}	Storage Temperature Range	-55 to +150 °C				

Electrical Characteristics

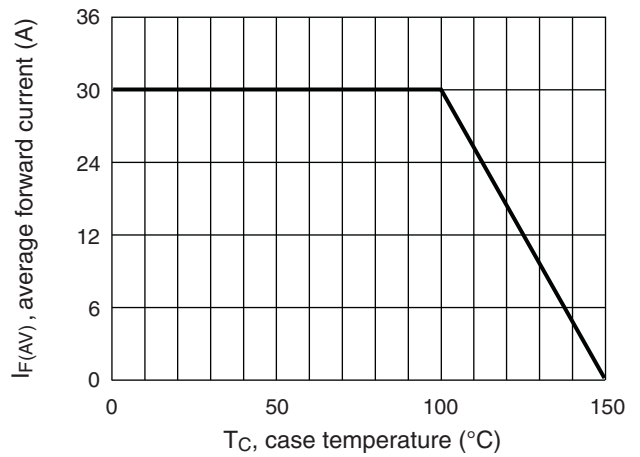
V_F	Maximum Instantaneous Forward Voltage @ 15.0 A	1.0 V	1.3 V	1.7 V
I_R	Maximum DC Reverse Current @ $T_C = 25\text{ }^\circ\text{C}$ at Rated DC Blocking Voltage @ $T_C = 100\text{ }^\circ\text{C}$	10 μA 500 μA		

Rating And Characteristic Curves

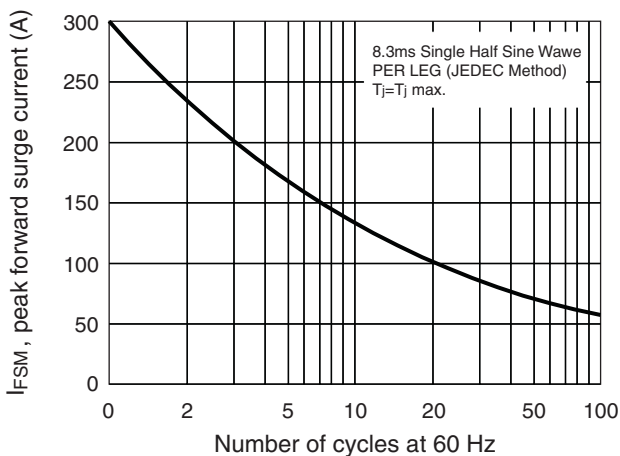
TYPICAL INSTANTANEOUS FORWARD CHARACTERISTICS PER LEG



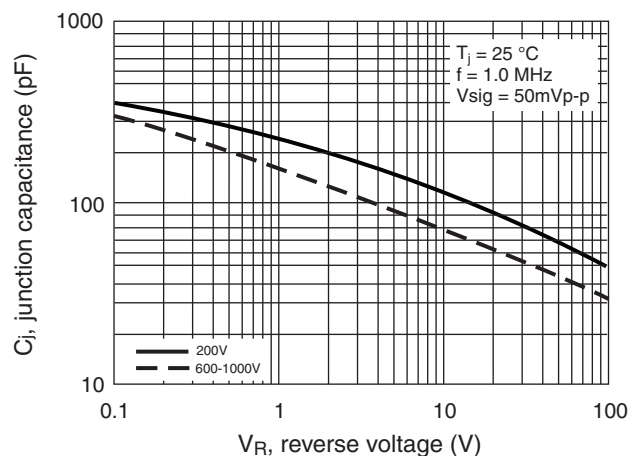
MAXIMUM FORWARD CURRENT DERATING CURVE



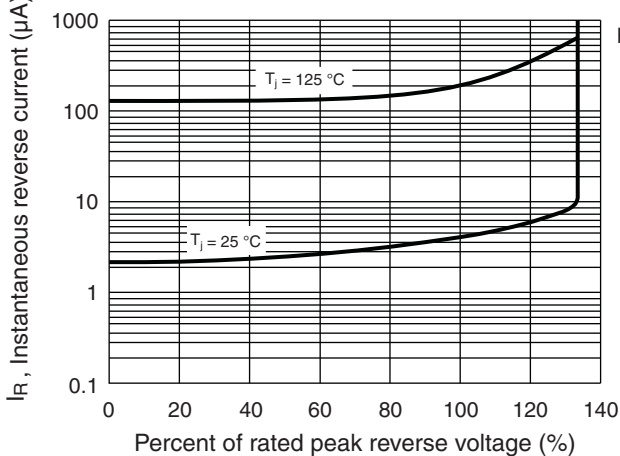
MAXIMUM NON-REPETITIVE FORWARD SURGE CURRENT PER LEG



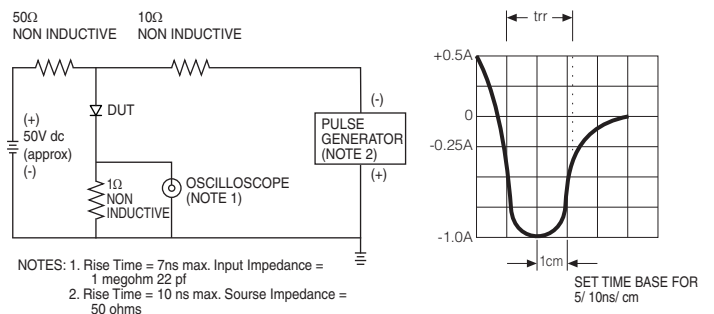
TYPICAL JUNCTION CAPACITANCE PER LEG



TYPICAL REVERSE CHARACTERISTICS PER LEG



REVERSE RECOVERY TIME CHARACTERISTIC AND TEST CIRCUIT DIAGRAM



30.0 Amp. Glass Passivated Ultrafast Rectifier

PACKAGE MECHANICAL DATA

TO-3P/TO-247AD

