


SKM 800GA176D



SEMITRANS® 4

Trench IGBT Modules

SKM 800GA176D

Features

- Homogeneous Si
- Trench = Trenchgate technology
- V_{CEsat} with positive temperature coefficient
- High short circuit capability, self limiting to $6 \times I_C$

Typical Applications*

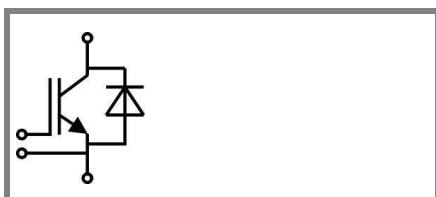
- AC inverter drives mains 575 - 750 V AC
- Public transport (auxiliary syst.)
- Wind power

Remarks

- $I_{DC} \leq 500$ A limited for $T_{Terminal} = 100$ °C


Absolute Maximum Ratings		$T_c = 25$ °C, unless otherwise specified		
Symbol	Conditions	Values		Units
IGBT				
V_{CES}	$T_j = 25$ °C	1700		V
I_C	$T_j = 150$ °C	$T_c = 25$ °C	830	A
		$T_c = 80$ °C	590	A
I_{CRM}	$I_{CRM} = 2 \times I_{Cnom}$	1200		A
V_{GES}		± 20		V
t_{psc}	$V_{CC} = 1200$ V; $V_{GE} \leq 20$ V; $T_j = 125$ °C $V_{CES} < 1700$ V	10		µs
Inverse Diode				
I_F	$T_j = 150$ °C	$T_c = 25$ °C	630	A
		$T_c = 80$ °C	440	A
I_{FRM}	$I_{FRM} = 2 \times I_{Fnom}$	1200		A
I_{FSM}	$t_p = 10$ ms; sin.	$T_j = 150$ °C	3600	A
Module				
$I_{t(RMS)}$		500		A
T_{vj}		- 40 ... + 150		°C
T_{stg}		- 40 ... + 125		°C
V_{isol}	AC, 1 min.	4000		V

Characteristics		$T_c = 25$ °C, unless otherwise specified			
Symbol	Conditions	min.	typ.	max.	Units
IGBT					
$V_{GE(th)}$	$V_{GE} = V_{CE}$, $I_C = 24$ mA	5,2	5,8	6,4	V
I_{CES}	$V_{GE} = 0$ V, $V_{CE} = V_{CES}$			4	mA
V_{CE0}		$T_j = 25$ °C	1	1,2	V
		$T_j = 125$ °C	0,9	1,1	V
r_{CE}	$V_{GE} = 15$ V	$T_j = 25$ °C	1,7	2,1	mΩ
		$T_j = 125$ °C	2,5		mΩ
$V_{CE(sat)}$	$I_{Cnom} = 600$ A, $V_{GE} = 15$ V	$T_j = 25$ °C _{chiplev.}	2	2,45	V
		$T_j = 125$ °C _{chiplev.}	2,45	2,9	V
C_{ies}	$V_{CE} = 25$, $V_{GE} = 0$ V		39,6		nF
C_{oes}			2,2		nF
C_{res}			2,5		nF
Q_G	$V_{GE} = -8V...+15V$		4800		nC
$t_{d(on)}$	$R_{Gon} = 3$ Ω	$V_{CC} = 1200$ V $I_C = 600$ A	230		ns
t_r			90		ns
E_{on}			335		mJ
$t_{d(off)}$	$R_{Goff} = 3$ Ω	$T_j = 125$ °C $V_{GE} = \pm 15$ V	1030		ns
t_f			160		ns
E_{off}			245		mJ
$R_{th(j-c)}$	per IGBT			0,04	K/W



GA

SKM 800GA176D



SEMITRANS® 4

Trench IGBT Modules

SKM 800GA176D

Features

- Homogeneous Si
- Trench = Trenchgate technology
- V_{CEsat} with positive temperature coefficient
- High short circuit capability, self limiting to $6 \times I_c$

Typical Applications*

- AC inverter drives mains 575 - 750 V AC
- Public transport (auxiliary syst.)
- Wind power

Remarks

- $I_{DC} \leq 500$ A limited for $T_{Terminal} = 100$ °C



GA


Characteristics

Symbol	Conditions	min.	typ.	max.	Units
Inverse Diode					
$V_F = V_{EC}$	$I_{Fnom} = 600$ A; $V_{GE} = 0$ V		1,6	1,9	V
			1,6		V
V_{F0}			1,1	1,3	V
r_F			0,83	1	mΩ
I_{RRM}	$I_F = 600$ A		650		A
Q_{rr}	$di/dt = 6400$ A/μs		230		μC
E_{rr}	$V_{GE} = -15$ V; $V_{CC} = 1200$ V		155		mJ
$R_{th(j-c)D}$	per diode			0,07	K/W
Module					
L_{CE}			15	20	nH
$R_{CC'+EE'}$	res., terminal-chip	$T_{case} = 25$ °C	0,18		mΩ
		$T_{case} = 125$ °C	0,22		mΩ
$R_{th(c-s)}$	per module			0,038	K/W
M_s	to heat sink M6		3	5	Nm
M_t	to terminals M6 (M4)		2,5 (1,1)	5 (2)	Nm
w				330	g

This is an electrostatic discharge sensitive device (ESDS), international standard IEC 60747-1, Chapter IX.

* The specifications of our components may not be considered as an assurance of component characteristics. Components have to be tested for the respective application. Adjustments may be necessary. The use of SEMIKRON products in life support appliances and systems is subject to prior specification and written approval by SEMIKRON. We therefore strongly recommend prior consultation of our personal.

SKM 800GA176D



SEMITRANS® 4

Trench IGBT Modules

SKM 800GA176D

Features

- Homogeneous Si
- Trench = Trenchgate technology
- V_{CEsat} with positive temperature coefficient
- High short circuit capability, self limiting to $6 \times I_c$

Typical Applications*

- AC inverter drives mains 575 - 750 V AC
- Public transport (auxiliary syst.)
- Wind power

Remarks

- $I_{DC} \leq 500$ A limited for $T_{Terminal} = 100$ °C

Z_{th}		Conditions	Values	Units
Symbol				
$Z_{th(j-c)I}$				
$R_{\theta j-c}$	$i = 1$		28	mk/W
$R_{\theta j-c}$	$i = 2$		9,5	mk/W
$R_{\theta j-c}$	$i = 3$		2,17	mk/W
$R_{\theta j-c}$	$i = 4$		0,33	mk/W
$\tau_{\theta j-c}$	$i = 1$		0,0447	s
$\tau_{\theta j-c}$	$i = 2$		0,02	s
$\tau_{\theta j-c}$	$i = 3$		0,0015	s
$\tau_{\theta j-c}$	$i = 4$		0,0025	s
$Z_{th(j-c)D}$				
$R_{\theta j-c}$	$i = 1$		46	mk/W
$R_{\theta j-c}$	$i = 2$		17	mk/W
$R_{\theta j-c}$	$i = 3$		5,9	mk/W
$R_{\theta j-c}$	$i = 4$		1,1	mk/W
$\tau_{\theta j-c}$	$i = 1$		0,05	s
$\tau_{\theta j-c}$	$i = 2$		0,0075	s
$\tau_{\theta j-c}$	$i = 3$		0,002	s
$\tau_{\theta j-c}$	$i = 4$		0,0002	s



GA

