

SEMiX291D16s



SEMiX® 13

Bridge Rectifier Module (uncontrolled) SEMiX291D16s

Features

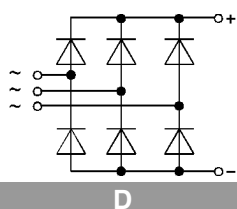
- Terminal height 17 mm
- Chips soldered directly to isolated substrate
- UL recognised file no. E63532

Typical Applications*

- Input Bridge Rectifier for AC/DC motor control
- Power supply

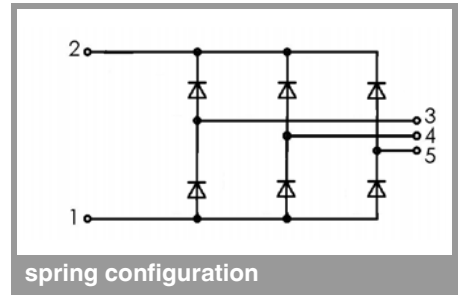
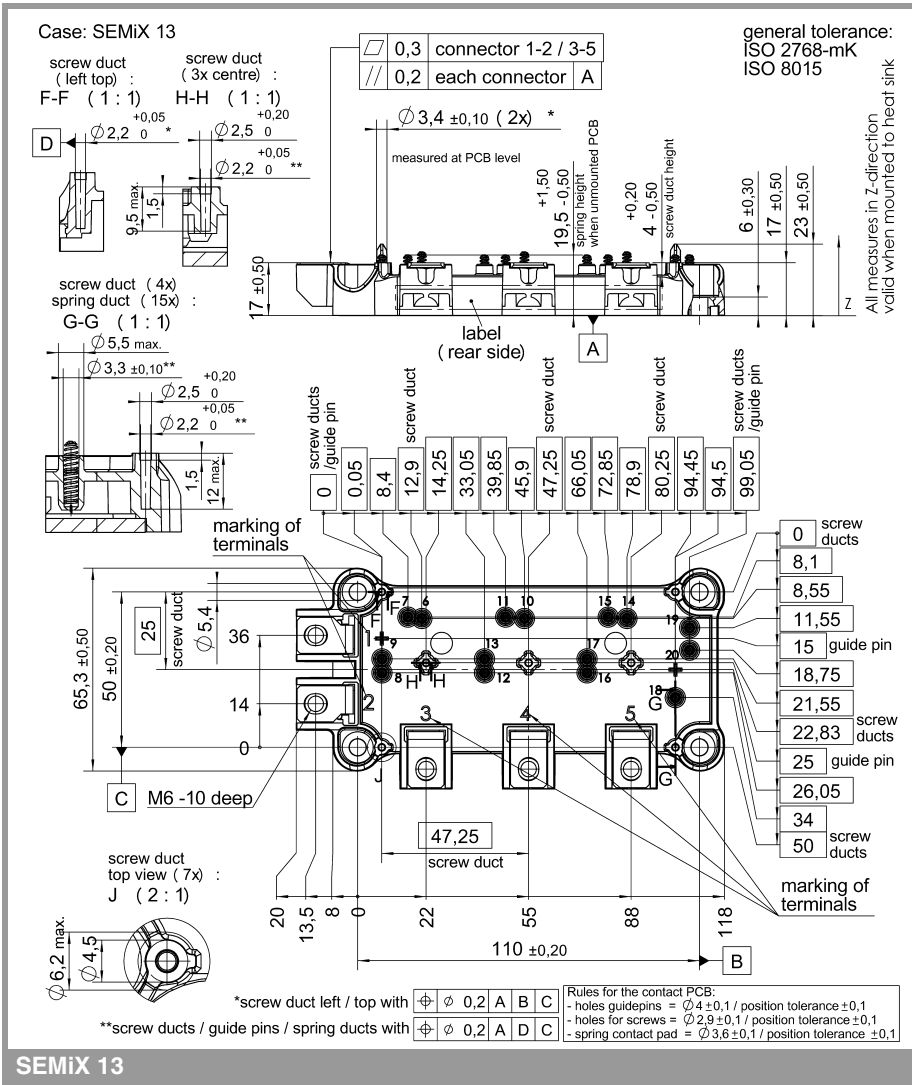
Absolute Maximum Ratings				
Symbol	Conditions		Values	Unit
Rectifier Diode				
I_D	$T_j = 150\text{ °C}$ sinus 180°	$T_c = 85\text{ °C}$	232	A
		$T_c = 100\text{ °C}$	196	A
I_{FSM}	10 ms	$T_j = 25\text{ °C}$	1600	A
		$T_j = 130\text{ °C}$	1380	A
i^2t	10 ms	$T_j = 25\text{ °C}$	12800	A ² s
		$T_j = 130\text{ °C}$	9522	A ² s
V_{RSM}			1700	V
V_{RRM}			1600	V
T_j			-40 ... 150	°C
Module				
T_{stg}			-40 ... 125	°C
V_{isol}	AC sinus 50Hz	1 min	4000	V
		1 s	4800	V

Characteristics						
Symbol	Conditions		min.	typ.	max.	Unit
Diode						
V_F	$T_j = 25\text{ °C}, I_F = 231\text{ A}$				2.09	V
$V_{(TO)}$	$T_j = 130\text{ °C}$				0.83	V
r_T	$T_j = 130\text{ °C}$				4.6	mΩ
I_{RD}	$T_j = 130\text{ °C}, V_{RD} = V_{RRM}$				1.1	mA
$R_{th(j-c)}$	sin. 180	per diode			0.45	K/W
						K/W
Module						
$R_{th(c-s)}$	per chip					K/W
	per module			0.04		K/W
M_s	to heat sink (M5)		3		5	Nm
M_t	to terminals (M6)		2.5		5	Nm
a					5 * 9,81	m/s ²
w				350		g



D

SEMiX291D16s



SEMiX 13

This is an electrostatic discharge sensitive device (ESDS), international standard IEC 60747-1, Chapter IX

* The specifications of our components may not be considered as an assurance of component characteristics. Components have to be tested for the respective application. Adjustments may be necessary. The use of SEMIKRON products in life support appliances and systems is subject to prior specification and written approval by SEMIKRON. We therefore strongly recommend prior consultation of our staff.