




**RDL**<sup>®</sup>  
Radio Design Labs

SPECIALISTS IN PRACTICAL PRECISION ENGINEERING™

## STICK-ON<sup>®</sup> SERIES Model ST-VP1 Voice-Over/Paging Module

### ANYWHERE YOU NEED...

- High Quality Voice-Over Mixing
- Noiseless Paging
- A Single Input Adapted for Paging or Voice-Over
- Selectable Fade-Under or Hard-Cut
- Adjustable Fade Depth and Rate
- Soft Audio Switching



### *You Need The ST-VP1!*

**APPLICATION:** The ST-VP1 is part of a group of products in the STICK-ON series from Radio Design Labs. The durable bottom adhesive permits quick, permanent or removable mounting nearly anywhere or use it with RDL's racking accessories. The ST-VP1 offers the ultimate in quality preset mixing functions for voice-over and paging applications, with a big *plus*, you can put it right where you need it!

**FUNCTIONAL DESCRIPTION:** The exceptional audio quality together with the reasonable cost of the ST-VP1 makes it equally useful in voice-over studio recording applications and in paging installations. The module is a line-level device with two inputs; **MUSIC** and **VOICE**. The **MUSIC** input normally feeds the output when no control option is selected. Two control options are available; **FADE** and **CUT**. When **FADE** is externally selected (**FADE** terminal connected to ground), the **MUSIC** source is faded down, and the **VOICE** source is turned on. When the **FADE** terminal is released, the voice source is turned off and the music source fades back up. The fade rate, and fade depth are both adjustable on multi-turn trimpots. When the **CUT** terminal is selected (**CUT** terminal connected to ground), the music source is switched off and the voice source is switched on. When the **CUT** terminal is released, the voice source is switched off and the music source is restored. All switching and fading is accomplished electronically for noiseless operation.

**PAGING APPLICATION:** The ST-VP1 can be wired to constantly feed a line-level input of a paging amplifier. Line-level music and voice sources feed the module. The voice source may be a telephone paging signal at line level, or a microphone which has been preamplified up to line-level (See RDL STM-1, STM-2, STM-2X, STM-3 Microphone Preamplifiers). If the professional sound of music fading under the page is desired, the **FADE** terminal is used to select the page function. If a *hard-cut* is desired to get people's attention for emergency pages, the **CUT** terminal can be used. Innovative systems can be created by cascading modules for prioritized messages. A two-unit system would incorporate a ST-VP1 to operate the music fade for insertion of messages from a message repeater. The output of this module would feed a second ST-VP1 used in the *cut* paging. In this way, messages can be professionally mixed with background music, while attention-getting pages always take priority.

**RECORDING APPLICATION:** Many recording applications, such as narrations or commercial announcements, as well as on-air broadcast, use can be enhanced by uniform voice-over audio levels and fades. The superb audio clarity of the ST-VP1 makes it useful as the final mix device in this type studio. Using the ST-VP1 to mix the studio mic in after the studio mixer output can permit processing of the mic signal separate from the studio mixer. The ST-VP1 can be used together with other Stick-On modules for creative control. Microphone signals can be tailored and controlled with modules such as the STM-2 Mic Preamplifier, ST-EQ3 Equalizer and ST-CL1 Compressor/Limiter. Control of the ST-VP1 can be made convenient for announcers by using a lighted momentary pushbutton together with an ST-LCR2 alternate-action relay for control. The ST-VP1 can be the heart of many innovative systems in quality voice recording and broadcasting!



**RDL**<sup>®</sup>  
Radio Design Labs

SPECIALISTS IN PRACTICAL PRECISION ENGINEERING™

# STICK-ON<sup>®</sup> SERIES

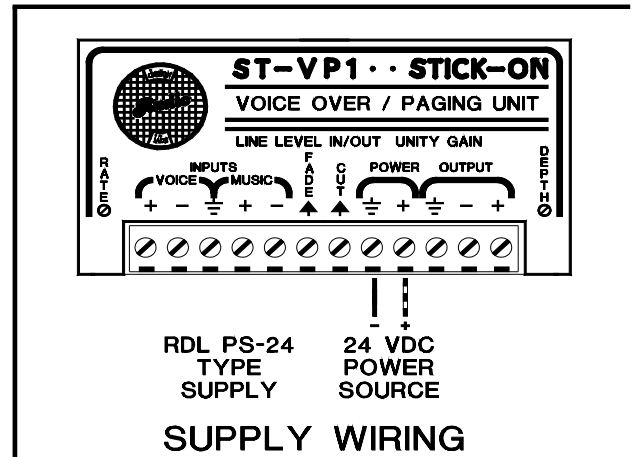
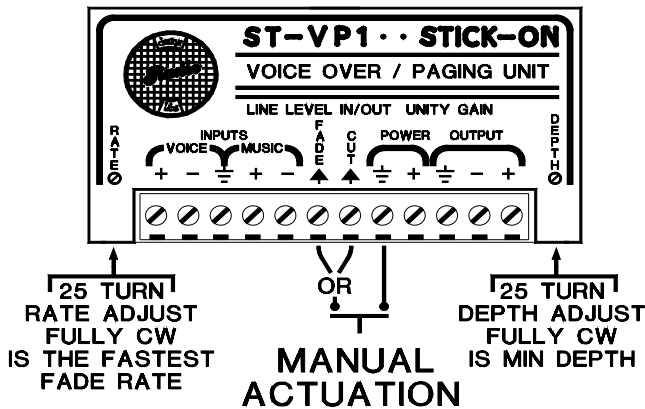
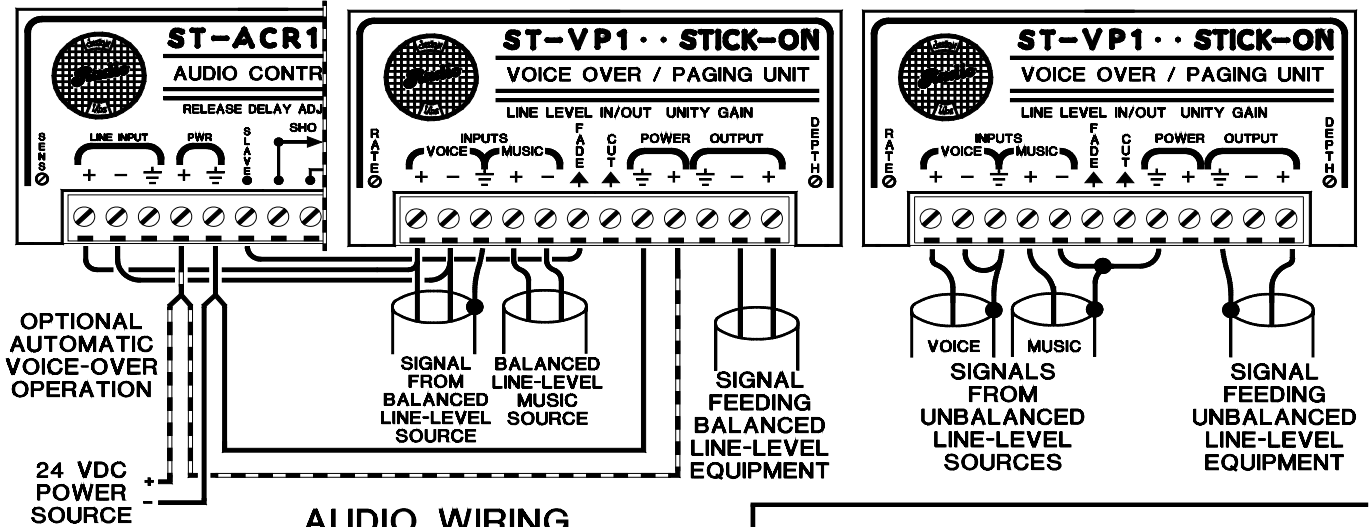
## Model ST-VP1

### Voice-Over/Paging Module

## Installation/Operation



EN55103-1 E1-E5; EN55103-2 E1-E4  
Typical Performance reflects product at publication time exclusive of EMC data, if any, supplied with product. Specifications are subject to change without notice.



### TYPICAL PERFORMANCE

COMMON:	
Noise:	< -85dB (below +4 dBu output)
Input Level:	+ 4dBu balanced (may be connected unbalanced)
Headroom:	> 18dBu above +4 dBu
Output:	+4 dBu balanced (may be connected unbalanced)
Gain:	Unity (balanced)
Fade Rate:	Adjustable 0.3 sec. to 1.3 sec. (for 20 dB fade) Adjustable 0.2 sec. To 1.0 sec. (for 12 dB fade)
Fade Depth:	Adjustable 3 dB to 40 dB (Music Input)
MUSIC SOURCE:	
Frequency Response:	10 Hz to 20 kHz (+/- 0.25 dB)
THD:	< 0.010%
Attenuation When Muted:	> 65dB
VOICE SOURCE:	
Frequency Response:	30 Hz to 20 kHz (+/- 0.25 dB)
THD:	< 0.010%
Attenuation When Muted:	> 80 dB
Power Requirement:	24 to 33 Vdc @ 45 mA, Ground-referenced

Radio Design Labs Technical Support Centers  
U.S.A. (800) 933-1780, (928) 778-3554; Fax: (928) 778-3506  
Europe [NH Amsterdam] (+31) 20-6238 983; Fax: (+31) 20-6225-287